

CAPITAL PROJECTS SUMMARY

DESCRIPTION

The City prepares a five year capital plan to address the capital needs of current and future years. The Capital Improvement Plan (CIP) is coordinated by the Finance Department with assistance from the Planning Department. This plan contains two distinct sections: General Government and Enterprise. General government capital needs are funded primarily with Sales Taxes that are set aside, either by Council policy for general capital needs or voter referendum for specific projects. Enterprise capital projects are funded primarily through revenues generated by the enterprise.

MAJOR CAPITAL PROJECTS

Our continued emphasis will be maintaining the facilities and infrastructure we have and to construct new infrastructure needed for a growing community. In November of 2005, Columbia voters passed several ballot initiatives that approved funding for public safety and transportation needs for ten years and parks funding for five years. The FY 2011 CIP continues to implement projects identified and funded in that ballot. In addition, this plan continues to fund projects that were funded with a Sewer ballot that was approved by voters in April 2008. It was once again necessary this year to move out all Storm Water projects while the City develops a plan to finance the needs identified. In November 2008 a ballot initiative to fund capital projects for the Water utility was approved by voters for system improvement, many in the older areas of the city. An electric project ballot is anticipated in FY 2011.

MAJOR PROJECTS SCHEDULED/FUNDED FOR FY 2010:

- Continued implementation of the transportation plan approved in the 2005 ballot with major projects on Rolling Hills and a major study of Providence Burnham intersection.
- Public Safety: Includes continued funding for radio system enhancement and 2 fire trucks.
- Parks: The last year of funding of projects approved by the 2005 ballot.
- City continues to work with Special Business District to fund a portion of the downtown beautification projects.
- Water: Includes \$7.3 million of 2008 ballot projects such as main upgrade on Route PP and 24" east transmission main.
- Electric: Utilizes enterprise revenues for many of the annual project needs. Identifies projects for a ballot issue anticipated for FY 2011.
- Railroad: Includes funding for improvements to crossings and enhanced tie replacement program that is funded through a \$5 per ton capital project charge paid by the electric utility on coal.
- Sewer: Includes construction for the Waste Water Treatment Plan expansion/upgrade and other ballot projects approved by the voters such as Hominy Branch Outfall and a number of private common collector elimination projects
- Solid Waste: Includes funding for Landfill Cell # 5.

BUDGET CONSIDERATIONS

Major funding sources for the City's Capital Plan continues to be Capital Sales Tax, Parks Sales Tax and Grant funds. As sales tax revenue continue to decline, the City is reviewing planned projects to determine any necessary modifications. The 1/8th Parks Sales Tax utilized for capital project funding expires in FY 2011. Staff has been working with Council to develop a list of projects to present to voters to ask for another 5 year extension in November. Other ballot issues being considered for 2011 include electric and storm water.

OPERATING IMPACT

Enterprise operations reflect an increase of 1.8% in operations primarily due to expansion of existing facilities at the landfill, parking garage and waste water treatment plant. The electric utility operations include addition cost for the operations of additional generation capacity at the Columbia Energy Center. While lease payments will decrease overall for City departments, there is an increase in operating costs for the additional space added with the government center addition and renovation of the old Daniel Boone Building.


CAPITAL PROJECTS FUNDING SOURCES FOR FY 2011 PROPOSED BUDGET

Abbreviations	Funding Source Descriptions
Ballot - All Dates	<u>Ballot</u> - Funds authorized by public vote via a ballot issue.
Capital Improvements Sales Tax	<u>Capital Improvements Sales Tax</u> - Funds generated from the 1/4 Cent Capital Improvement Sales tax issue voted on in 2005.
CAP-FB	<u>Capital Projects Fund Balance</u> - Monies made available through the closeout of old projects.
CDBG	<u>Community Development Block Grant</u> - Federal Entitlement Grant Program (annual) administered by U.S. Department of Housing and Urban Development, 100% grant requires no matching local funds.
Contrib. From Utilities	<u>Contributions from Utilities</u> - Funds transferred from City utility funds for projects from which they will benefit.
Co rd tax reb	<u>County Rebate Funds</u> - Funds received by Columbia from Boone County for maintenance/improvement to roads under City jurisdiction after annexations.
County Reimbursement	Reimbursement from the county for work performed by the city on joint projects.
Convention & Visitors Bureau (CVB) Tourism Development Fund	One-half of the hotel tax collected designated for the enhancement or development of festivals, events and attractions.
Dev. Contributions	<u>Developer Contributions</u> - Funds received from various entities or organizations benefit from a particular project. We have various current types of contributors: Developer, County and Utilities.
Development fee	<u>Development fee</u> - A fee assessed at the time a building permit is issued for new construction, at a rate of \$0.15 per square foot. Revenue gained from this is used for construction of collector and arterial streets.
Donations	Monies or gifts donated from non-governmental entities.
EU loans	<u>Electric Utility Loans</u> - Funds provided for a project from the electric utility.
Ent Rev	<u>Enterprise Revenue</u> - Actual income to one of the City's utilities, such as sanitary sewers, water, etc.
FAA Gr	<u>Federal Aviation Administration (U.S.) Grant</u> - Competitive federal grant funds for local matching funds.
FAL	<u>Force Account Labor</u> - Labor for capital projects that is performed by City personnel and charged to the capital project.
FTA	<u>Federal Transit Administration Capital Grant</u> - Grant for transit related capital projects. 80% Federal; 20% Local funding.
Future Bonds	Funds to be generated by bonds presented to the voters in the future or by other identified sources. (Future Bonds or Future Financing)
GCIF	<u>Golf Course Improvement Fund</u> - A \$1-per-round fee collected from golfers which is set aside for improvements at the City's golf courses.
Gen Fd/PI	<u>General Fund/Public Improvement</u> - Local funds generated through the sales tax.

Abbreviations	Funding Source Descriptions
Park Sales Tax	Funds generated from the 2005 Local Parks Tax issue for the amount of one-quarter for five years and one-eighth thereafter.
Prior Yr App (PYA)	<u>Prior Year Appropriation</u> - Funds approved in previous years.
RSR Fd	<u>Recreation Services Fund</u> - Funds generated from user fees paid by participants in programs involving capital facilities. User fee structure established by citizen election.
State Reimbursement	Reimbursement from the state for work performed by the city on joint projects.
STP	<u>Federal Highway Administration Surface Transportation Program</u> - Replaces the old Federal Aid Urban Program - 20% local match.
STP Enh	<u>Federal Highway Administration Surface Transportation Enhancement Program</u> Enhancement program portion of STP program set aside for transportation enhancement projects. 80% federal; 20% local funding.
Tax Bill	<u>Tax Bills</u> - Charges, on a per lineal foot basis, assessed to property owners abutting new roads, or roads undergoing major improvements, for the improvements to their property. Charges based on benefit to property as determined by City Council.
TDD Transportation Development District	<u>TDD</u> - Additional sales tax charged on retail sales inside the TDD boundaries that is specifically used to fund transportation infrastructure for the development.
Transp S Tax	<u>Transportation Sales Tax</u> - 1/2 cent sales tax authorized by the voters for transportation purposes.
Unfunded	Unfunded - Projects beyond current FY which have no definite funding commitment.

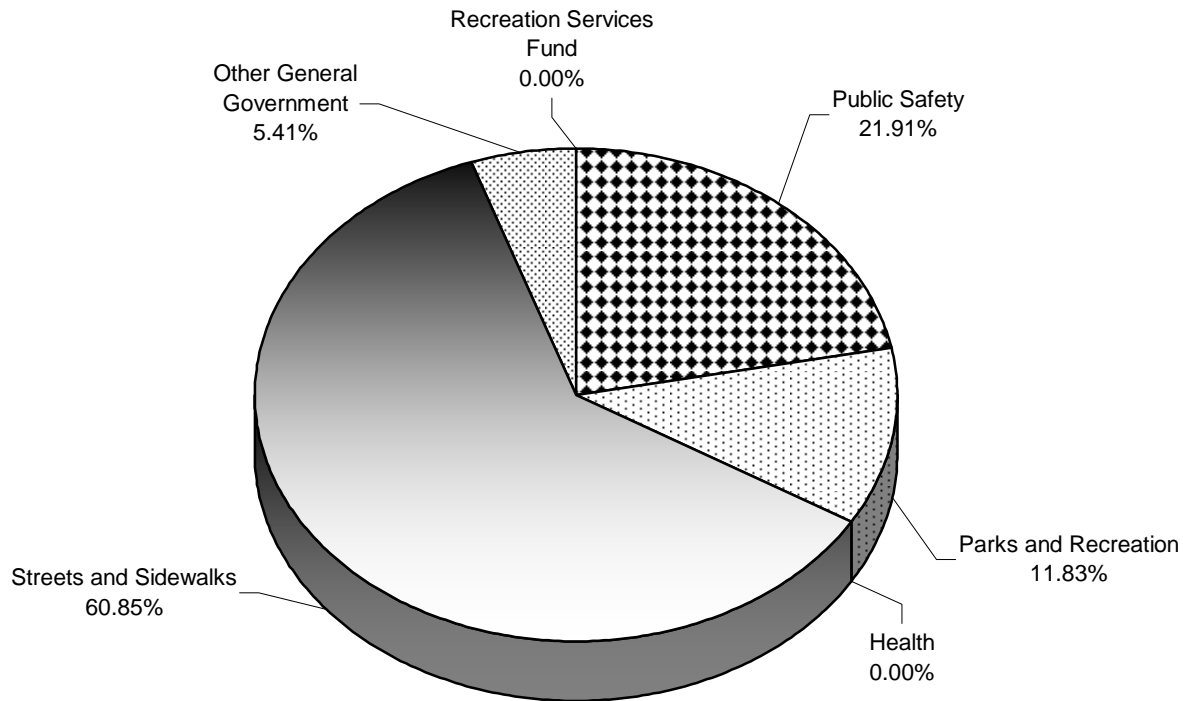
(THIS PAGE LEFT INTENTIONALLY BLANK)

Capital Projects - General Government



City of Columbia
Columbia, Missouri

General Government Capital Projects FY 2011



GENERAL GOVERNMENT CAPITAL PROJECT EXPENDITURES

	Actual FY 2009	Budget FY 2010	Estimated FY 2010	Proposed FY 2011	% Change From Budget FY 2010
Capital Project Expenditures					
Public Safety	\$ 5,680,864	\$ 650,000	\$ 650,000	\$ 2,026,000	211.7%
Parks and Recreation	1,953,289	2,250,000	2,250,000	1,093,869	(51.4%)
Health	28				
Streets and Sidewalks	22,936,001	8,186,179	8,186,179	5,626,131	(31.3%)
Other General Government	9,702,616	525,000	525,000	500,000	(4.8%)
Total	40,272,798	11,611,179	11,611,179	9,246,000	(20.4%)
Gen. Gov. CIP Budgeted in Otr. Fds:					
Recreation Services Fund	37,868	200,001	200,001		(100.0%)
Total Current Year Appr.	\$ 40,310,666	\$ 11,811,180	\$ 11,811,180	\$ 9,246,000	(21.7%)

CAPITAL PROJECTS - GENERAL GOVERNMENT - SUMMARY

PURPOSE

This budget adopts the FY 2011 portion of the Capital Improvements Plan as the general government capital budget for the fiscal year. This budget accounts for funds from the Public Improvement Fund, Community Development Block Grant, Special Road District Fund, Special Assessments (tax bills), and related state and federal grants. After the projects are completed, improvements are capitalized per GASB 34 requirements.

RESOURCES

	Proposed FY 2011
General Government Capital:	
Capital Fund Balance	\$ 2,200,000
Capital Improvement Sales Tax - Bond Proceeds	3,051,000
CDBG	392,000
County Road Tax Rebate	1,400,000
General Fund Transfer PI	500,000
Parks Sales Tax (1/4%)	780,000
Transportation Sales Tax (1/2%)	75,000
	8,398,000
Resources in Other Funds:	
Donations	208,000
Grant	40,000
Development Fees	600,000
TOTAL AVAILABLE RESOURCES	\$ 9,246,000

EXPENDITURES

	Proposed FY 2011
Parks and Recreation	\$ 1,093,869
Public Safety	2,026,000
Streets and Sidewalks	5,626,131
Other General Government:	500,000
TOTAL BUDGETED EXPENDITURES	\$ 9,246,000

APPROPRIATIONS

	Actual FY 2009	Budget FY 2010	Estimated FY 2010	Proposed FY 2011	Percent Change
Personnel Services	\$ 500,992	\$ 518,168	\$ 518,168	\$ 435,185	-16.0%
Supplies & Materials	542,343				
Travel & Training	791				
Intragovernmental Charges	250				
Utilities, Services & Misc.	36,937,594	11,031,011	11,031,011	8,744,946	(20.7%)
Capital	2,201,953				
Other	88,875	62,000	62,000	65,869	6.2%
Total	40,272,798	11,611,179	11,611,179	9,246,000	(20.4%)
Summary					
Operating Expenses					
Non-Operating Expenses					
Debt Service					
Capital Additions					
Capital Projects	40,272,798	11,611,179	11,611,179	9,246,000	(20.4%)
Total Expenses	\$ 40,272,798	\$ 11,611,179	\$ 11,611,179	\$ 9,246,000	(20.4%)

GENERAL GOVERNMENT CIP FUNDING SOURCES

	Proposed FY 2011	Prior Year Appr	Total New Funding	CAP FB	Cap Imp Sales Tax	CDBG	County Rd Tx Rebate
Streets and Sidewalks							
Annual Pedestrian Bike and Traffic Safety C40159 [ID: 15]	\$9,131		\$9,131				
Annual Sidwks/Pedways (New const/re-const C40162 [ID: 17])	\$287,500		\$287,500		\$287,500		
Annual Streets/Corridor Preservation C40158 [ID: 18]	\$500,000		\$500,000		\$500,000		
East side sidewalks Phase III [ID: 1355]	\$392,000		\$392,000			\$392,000	
I-70 Interchange Phase I C00312 [ID: 84]	\$130,000	\$130,000					
Providence Study- Burnham Intersction C00290 [ID: 39]	\$897,500		\$897,500		\$897,500		
Rolling Hills Road- Old Hawthorn to Richland C00320 [ID: 73]	\$3,540,000		\$3,540,000	\$1,540,000			\$1,400,000
Transfer to GF for Speed Limit Signs [ID: 1215]	\$65,869		\$65,869				
Total	\$5,822,000	\$130,000	\$5,692,000	\$1,540,000	\$1,685,000	\$392,000	\$1,400,000
Parks and Recreation							
Annual City/School Park Improvement C00249 [ID: 257]	\$25,000		\$25,000				
Annual Park Acquisition/Land Preservation C40145 [ID: 258]	\$150,000		\$150,000				
Annual Park Improv - Major Maint. Programs C00056 [ID: 259]	\$5,000		\$5,000				
Annual Park Roads & Parking Improvements C00242 [ID: 260]	\$160,000		\$160,000				
ARC Floor and Improvements [ID: 1332]	\$90,000		\$90,000				
Bench Replacement C00413 [ID: 1010]	\$5,000		\$5,000				
Capen/Grindstone Trailhead Improvements [ID: 280]	\$118,000		\$118,000				
Fitness/Exercise Station Replacements C00444 [ID: 1113]	\$25,000		\$25,000				
Greenbelt/Open Space/Trail Acq & Devlpmt C40113 [ID: 370]	\$145,000		\$145,000				
MKT Sewer Plant #2 Natural Area Restoration [ID: 1346]	\$40,000		\$40,000				
Park Sign Renovation [ID: 1308]	\$20,000		\$20,000				
Rock Hill Park Improvement [ID: 1214]	\$35,000		\$35,000				
Scott's Brnch Ph II: Chapel Pedway to Perche Cr [ID: 377]	\$200,000		\$200,000				
Walkway Repair C00421 [ID: 1011]	\$10,000		\$10,000				
Total	\$1,028,000		\$1,028,000	\$0	\$0	\$0	\$0
Public Safety							
Additional Outdoor Warning Sirens [ID: 1301]	\$10,000		\$10,000	\$10,000			
Radio System Enhancement C00449 [ID: 507]	\$650,000		\$650,000	\$650,000			
Rpl. #0033: 1997 Pumper Apparatus (13 Years Old) [ID: 472]	\$788,000		\$788,000		\$788,000		
Rpl. 1996 Rescue Squad (15 Years Old) [ID: 474]	\$578,000		\$578,000		\$578,000		
Total	\$2,026,000		\$2,026,000	\$660,000	\$1,366,000	\$0	\$0
Other General Government							
Annual - Contingency C40138 [ID: 518]	\$100,000		\$100,000				
Annual - Downtown Special Projects C00140 [ID: 519]	\$100,000		\$100,000				
Eighth St. Plan Avenue of the Columns C00126 [ID: 526]	\$500,000	\$300,000	\$200,000				
Pub Bldgs Major Maintenance/Renovation C00021 [ID: 514]	\$100,000		\$100,000				
Total	\$800,000	\$300,000	\$500,000	\$0	\$0	\$0	\$0
Total General Government CIP	\$9,676,000	\$430,000	\$9,246,000	\$2,200,000	\$3,051,000	\$392,000	\$1,400,000

GENERAL GOVERNMENT CIP FUNDING SOURCES

Dev Contrib	Dev Fees	Donation	FAL	Gen FD/PI	Grant	Parks Sales Tax	RSR	STP Enh/ STP	Tax Bill	Transp Sales Tax
										\$9,131
	\$600,000									\$65,869
\$0	\$600,000	\$0	\$0	\$0	\$0	\$0	\$0	\$0	\$0	\$75,000
						\$25,000				
						\$150,000				
						\$5,000				
						\$160,000				
		\$90,000								
						\$5,000				
		\$118,000								
						\$25,000				
						\$145,000				
					\$40,000					
						\$20,000				
						\$35,000				
						\$200,000				
						\$10,000				
\$0	\$0	\$208,000	\$0	\$0	\$40,000	\$780,000	\$0	\$0	\$0	\$0
\$0	\$0	\$0	\$0	\$0	\$0	\$0	\$0	\$0	\$0	\$0
						\$100,000				
						\$100,000				
						\$200,000				
						\$100,000				
\$0	\$0	\$0	\$0	\$500,000	\$0	\$0	\$0	\$0	\$0	\$0
\$0	\$600,000	\$208,000	\$0	\$500,000	\$40,000	\$780,000	\$0	\$0	\$0	\$75,000

General Government

Capital Projects Summary

Funding Source	Current Budget FY 2010	Proposed Budget FY 2011	Requested Budget FY 2012	Priority Needs FY 2013 - FY 2015	Future Cost
Streets and Sidewalks Funding Source Summary					
CAP FB	\$656,954	\$1,540,000			
Cap Imp S Tax	\$712,500	\$1,685,000	\$1,162,500	\$2,325,000	
CDBG		\$392,000		\$340,000	
Co Rd Tax Reb		\$1,400,000			
Development Fees		\$600,000	\$2,040,000		
Tax Bill	\$50,000				
Transp S Tax	\$150,000	\$75,000	\$150,000	\$225,000	
New Funding	\$1,569,454	\$5,692,000	\$3,352,500	\$2,890,000	\$0
PYA Cap Imp S Tax	\$275,000	\$130,000			
Prior Year Funding	\$275,000	\$130,000			\$0
Unfunded			\$16,606,292	\$45,368,838	\$73,778,250
Unfunded			\$16,606,292	\$45,368,838	\$73,778,250
Total Streets and Sidewalks	\$1,844,454	\$5,822,000	\$19,958,792	\$48,258,838	\$73,778,250

Parks and Recreation Funding Source Summary					
Donation		\$208,000			
Grant		\$40,000			
Park Sales Tax	\$442,400	\$780,000	\$590,000		
RSR			\$200,000		\$350,000
New Funding	\$442,400	\$1,028,000	\$790,000		\$350,000
Future Ballot			\$100,000	\$300,000	\$100,000
Future Ballot			\$100,000	\$300,000	\$100,000
Unfunded			\$4,210,000	\$23,515,000	\$1,305,000
Unfunded			\$4,210,000	\$23,515,000	\$1,305,000
Total Parks and Recreation	\$442,400	\$1,028,000	\$5,100,000	\$23,815,000	\$1,755,000

Public Safety Funding Source Summary					
CAP FB	\$650,000	\$660,000			
Cap Imp S Tax		\$1,366,000	\$937,000	\$2,941,000	
New Funding	\$650,000	\$2,026,000	\$937,000	\$2,941,000	\$0
Unfunded			\$110,000	\$9,550,000	
Unfunded			\$110,000	\$9,550,000	\$0
Total Public Safety	\$650,000	\$2,026,000	\$1,047,000	\$12,491,000	\$0

Other General Government Funding Source Summary					
Contrib from Utilities			\$275,450		
Gen Fd/PI	\$275,000	\$500,000	\$275,000	\$275,000	
New Funding	\$275,000	\$500,000	\$550,450	\$275,000	\$0
PYA Gen Fd/PI		\$300,000	\$155,000		
Prior Year Funding		\$300,000	\$155,000		\$0
Total Other General Government	\$275,000	\$800,000	\$705,450	\$275,000	\$0

General Government

Capital Projects Summary

Funding Source	Current Budget FY 2010	Proposed Budget FY 2011	Requested Budget FY 2012	Priority Needs FY 2013 - FY 2015	Future Cost
Overall Funding Source Summary					
CAP FB	\$1,306,954	\$2,200,000			
Cap Imp S Tax	\$712,500	\$3,051,000	\$2,099,500	\$5,266,000	
CDBG		\$392,000		\$340,000	
Co Rd Tax Reb		\$1,400,000			
Contrib from Utilities			\$275,450		
Development Fees		\$600,000	\$2,040,000		
Donation		\$208,000			
Gen Fd/PI	\$275,000	\$500,000	\$275,000	\$275,000	
Grant		\$40,000			
Park Sales Tax	\$442,400	\$780,000	\$590,000		
RSR			\$200,000		\$350,000
Tax Bill	\$50,000				
Transp S Tax	\$150,000	\$75,000	\$150,000	\$225,000	
New Funding	\$2,936,854	\$9,246,000	\$5,629,950	\$6,106,000	\$350,000
PYA Cap Imp S Tax	\$275,000	\$130,000			
PYA Gen Fd/PI		\$300,000	\$155,000		
Prior Year Funding	\$275,000	\$430,000	\$155,000		\$0
Future Ballot			\$100,000	\$300,000	\$100,000
Future Ballot			\$100,000	\$300,000	\$100,000
Unfunded			\$20,926,292	\$78,433,838	\$75,083,250
Unfunded			\$20,926,292	\$78,433,838	\$75,083,250
Total	\$3,211,854	\$9,676,000	\$26,811,242	\$84,839,838	\$75,533,250

Streets and Sidewalks

Annual and 5 Year Capital Projects

Funding Source	Current Budget FY 2010	Proposed Budget FY 2011	Requested Budget FY 2012	Priority Needs FY 2013 - FY 2015	Future Cost	D	C
PW - Streets							
1 Annual City State Projects C40160 [ID: 8]							
Cap Imp S Tax				\$375,000			
Total				\$375,000			
2 Annual City/County Projects C40161 [ID: 9]							
Cap Imp S Tax	\$375,000		\$375,000	\$375,000			
Total	\$375,000		\$375,000	\$375,000			
3 Annual Historic Brick Street Renovation C00234 [ID: 12]							
Unfunded			\$100,000				
Total			\$100,000				
4 Annual Landscaping C40163 [ID: 13]							
Transp S Tax	\$75,000		\$75,000	\$150,000			
Total	\$75,000		\$75,000	\$150,000			
5 Annual Neighbrhd Curb & Gutter Restoration C00235 [ID: 14]							
Total						2009	2009
6 Annual Pedestrian Bike and Traffic Safety C40159 [ID: 15]							
Transp S Tax	\$13,000	\$9,131	\$75,000	\$75,000			
Total	\$13,000	\$9,131	\$75,000	\$75,000			
7 Annual Streets/Corridor Preservation C40158 [ID: 18]							
Cap Imp S Tax		\$500,000	\$500,000	\$1,000,000			
Total		\$500,000	\$500,000	\$1,000,000			
8 Transfer to GF for Speed Limit Signs [ID: 1215]							
Transp S Tax	\$62,000	\$65,869				2010	2011
Total	\$62,000	\$65,869					
9 Derby Ridge Dr: Blue Ridge Rd to Man O War Dr [ID: 1310]							
Unfunded			\$417,000			2012	2012
Total			\$417,000				
10 Discovery Parkway: Gans US 63 to Rolling Hills [ID: 1155]							
Unfunded			\$6,200,000			2009	2012
Total			\$6,200,000				
11 Green Meadows Rd: Skylark Lane to Oaklawn Drive [ID: 1314]							
Unfunded			\$254,000			2012	2012
Total			\$254,000				
12 I-70 Interchange Phase I C00312 [ID: 84]							
PYA Cap Imp S Tax	\$75,000	\$130,000				2009	2011
Total	\$75,000	\$130,000					
13 Katy Lane: Forum Blvd to Limerick Ln [ID: 1311]							
Unfunded			\$873,000			2012	2012
Total			\$873,000				
14 Maguire/Warren to New Haven - C00436 [ID: 1127]							
PYA Cap Imp S Tax	\$200,000					2010	2012
Unfunded			\$2,000,000				
Total	\$200,000		\$2,000,000				

D = Year being designed; C = Year construction will begin.

For projects planned beyond five years, please refer to the City's Capital Improvement Plan Document.

Streets and Sidewalks

Annual and 5 Year Capital Projects

Funding Source	Current Budget FY 2010	Proposed Budget FY 2011	Requested Budget FY 2012	Priority Needs FY 2013 - FY 2015	Future Cost	D	C
PW - Streets							
15 Providence Study- Burnham Intersction C00290 [ID: 39]						2010	2012
Cap Imp S Tax		\$897,500					
Total		\$897,500					
16 Rolling Hills Road- Old Hawthorn to RichlandC00320 [ID: 73]						2009	2011
CAP FB		\$1,540,000					
Co Rd Tax Reb		\$1,400,000					
Development Fees		\$600,000					
Total		\$3,540,000					
17 Royal Lytham Drive: Glen Eagle Dr to Chadwick Dr [ID: 1313]						2012	2012
Unfunded			\$122,000				
Total			\$122,000				
18 Santiago Drive: Granada Blvd to Nifong Blvd [ID: 1315]						2012	2012
Unfunded			\$431,000				
Total			\$431,000				
19 Scott Blvd Phase 2: Vawter Sch Rd-MKT - C00319 [ID: 128]						2008	2012
Development Fees			\$2,040,000				
Unfunded			\$1,810,149				
Total			\$3,850,149				
20 Stephen's College Pedestrian Bridge Repair [ID: 1213]						2012	2012
Unfunded			\$175,000				
Total			\$175,000				
21 Waco Rd at Brn Station Intersect (incl. roadC00435 [ID: 1189]						2011	2012
Unfunded			\$1,200,000				
Total			\$1,200,000				
22 740 Corridor-E Columbia (Stadium Rd. Ext) C00408 [ID: 207]						2009	2013
Unfunded				\$10,173,000			
Total				\$10,173,000			
23 Ashland Rd/Stadium Intersection Improvements [ID: 1212]						2014	2015
Unfunded				\$209,000			
Total				\$209,000			
24 Ballenger Ln Overpass: Clark Ln-St. Charles [ID: 23]						2013	2015
Unfunded				\$6,410,000			
Total				\$6,410,000			
25 Broadway & Dorsey St. pedestrian signal [ID: 1331]						2013	2013
Unfunded				\$220,000			
Total				\$220,000			
26 Broadway - Garth Ave to West Blvd - C00396 [ID: 1015]						2010	2013
CAP FB	\$656,954						
Unfunded				\$5,000,000			
Total	\$656,954			\$5,000,000			

D = Year being designed; C = Year construction will begin.

For projects planned beyond five years, please refer to the City's Capital Improvement Plan Document.

Streets and Sidewalks

Annual and 5 Year Capital Projects

Funding Source	Current Budget FY 2010	Proposed Budget FY 2011	Requested Budget FY 2012	Priority Needs FY 2013 - FY 2015	Future Cost	D	C
PW - Streets							
27 Fairview at Ash Intersection Improvement [ID: 1211]						2014	2015
Unfunded				\$435,000			
Total				\$435,000			
28 Garth Avenue: BL 70 to Thurman [ID: 1316]						2012	2014
Unfunded			\$403,000	\$3,547,000			
Total			\$403,000	\$3,547,000			
29 Highview Avenue: Jewell-Jefferson C00407 [ID: 1123]						2015	2015
CDBG				\$340,000			
Total				\$340,000			
30 Keene Street: Broadway to I-70 Drive [ID: 1317]						2014	2015
Unfunded				\$4,520,000			
Total				\$4,520,000			
31 Maguire Blvd: Lemone to North end [ID: 1312]						2013	2013
Unfunded				\$1,950,000			
Total				\$1,950,000			
32 Rogers: 8th St. to Rangeline [ID: 1309]						2014	2014
Unfunded				\$414,000			
Total				\$414,000			
33 Sinclair - Nifong Intrscn Imprvmnts [ID: 190]						2012	2015
Unfunded			\$75,000	\$675,000			
Total			\$75,000	\$675,000			
34 Bearfield Rd; Clear Creek-Gans Road [ID: 25]						2014	2018
Unfunded				\$240,000	\$1,360,000		
Total				\$240,000	\$1,360,000		
35 Bearfield Rd; Nifong-Clear Creek [ID: 26]						2014	2017
Unfunded				\$300,000	\$1,700,000		
Total				\$300,000	\$1,700,000		
36 Blackfoot Rd - Rt E N 3,500 Ft (2 Lanes) C00130 [ID: 30]						2013	2018
Unfunded					\$3,900,000		
Total					\$3,900,000		
37 Brown Station Rd-Starke Av to Rte. B C00409 [ID: 38]						2011	2016
Unfunded					\$1,700,000		
Total					\$1,700,000		
38 Clark Ln - Taper at Woodland Springs Ct to Rte PP [ID: 1022]						2014	2018
Unfunded				\$630,000	\$3,570,000		
Total				\$630,000	\$3,570,000		
39 Creasy Springs Rd: Bear Creek to Blue Ridge Rd [ID: 49]						2014	2018
Unfunded				\$1,440,000	\$8,160,000		
Total				\$1,440,000	\$8,160,000		

D = Year being designed; C = Year construction will begin.

For projects planned beyond five years, please refer to the City's Capital Improvement Plan Document.

Streets and Sidewalks

Annual and 5 Year Capital Projects

Funding Source	Current Budget FY 2010	Proposed Budget FY 2011	Requested Budget FY 2012	Priority Needs FY 2013 - FY 2015	Future Cost	D	C
PW - Streets							
40 Elm Street Extension [ID: 247]						2012	2016
Unfunded			\$600,000		\$3,400,000		
Total			\$600,000		\$3,400,000		
41 Fairview & Chapel Hill Intersection Imprvmnts [ID: 184]						2015	2016
Unfunded				\$72,000	\$408,000		
Total				\$72,000	\$408,000		
42 New Haven: Lemone to Warren [ID: 1205]						2013	2016
Unfunded				\$290,000	\$2,610,000		
Total				\$290,000	\$2,610,000		
43 Nifong - 4 Lane Upgrade-Providence to Scott [ID: 97]						2013	2018
Unfunded				\$2,775,000	\$15,725,000		
Total				\$2,775,000	\$15,725,000		
44 Peachtree Drive [ID: 1223]						2015	2019
Unfunded				\$240,000	\$2,700,000		
Total				\$240,000	\$2,700,000		
45 Proctor Dr - Bear Creek to Creasy Springs Rd [ID: 1024]						2015	2018
Unfunded				\$324,000	\$1,836,000		
Total				\$324,000	\$1,836,000		
46 Richland-St. Charles to Grace (2 Ln) [ID: 112]						2013	2017
Unfunded				\$450,000	\$2,550,000		
Total				\$450,000	\$2,550,000		
47 Sinclair - Nifong S 9,000 Ft [ID: 132]						2014	2018
Unfunded				\$660,000	\$3,740,000		
Total				\$660,000	\$3,740,000		
48 Sinclair - Rte K Northward 6,700 Feet [ID: 133]						2014	2018
Unfunded				\$450,000	\$2,550,000		
Total				\$450,000	\$2,550,000		
49 St Charles Road-Keene to Grace Ln [ID: 138]						2012	2016
Unfunded			\$1,200,000		\$6,800,000		
Total			\$1,200,000		\$6,800,000		
50 Stadium-Audubon Intersection Improvements [ID: 1356]						2015	2020
Unfunded				\$30,000	\$270,000		
Total				\$30,000	\$270,000		
51 Waco Rd - Brwn Stn-Oakland Gr Rd (4 Ln Upg) [ID: 153]						2013	2018
Unfunded				\$285,000	\$1,615,000		
Total				\$285,000	\$1,615,000		
52 Waco Rd - Route B-Rogers Rd [ID: 154]						2013	2018
Unfunded				\$1,350,000	\$7,650,000		
Total				\$1,350,000	\$7,650,000		

D = Year being designed; C = Year construction will begin.

For projects planned beyond five years, please refer to the City's Capital Improvement Plan Document.

Streets and Sidewalks

Annual and 5 Year Capital Projects

Funding Source	Current Budget FY 2010	Proposed Budget FY 2011	Requested Budget FY 2012	Priority Needs FY 2013 - FY 2015	Future Cost	D	C
PW - Sidewalks							
53 Annual Downtown Sidewalk Improvements C00171 [ID: 10]							
Cap Imp S Tax	\$50,000						
Tax Bill	\$50,000						
Total	\$100,000						
54 Annual Sidewalk Major Maintenance C00148 [ID: 16]							
Cap Imp S Tax	\$167,500						
Total	\$167,500						
55 Annual Sidwks/Pedways (New const/re-const C40162 [ID: 17])							
Cap Imp S Tax	\$120,000	\$287,500	\$287,500	\$575,000			
Total	\$120,000	\$287,500	\$287,500	\$575,000			
56 East side sidewalks Phase III [ID: 1355] 2011 2011							
CDBG		\$392,000					
Total		\$392,000					
57 Fairview Rd Sdwk - School to N of Rollins C00411 [ID: 57] 2010 2012							
Unfunded			\$400,000				
Total			\$400,000				
58 Oakland Grvl Rd - Blue Rdg to Edris C00157 [ID: 101] 2010 2012							
Unfunded			\$265,593				
Total			\$265,593				
59 Broadway & 5th Sdwk-Intrscn Imprvmts [ID: 33] 2012 2013							
Unfunded			\$56,250	\$318,750			
Total			\$56,250	\$318,750			
60 GNM:Fairview Rd- W Broadway-HighInd C00326 [ID: 168] 2009 2014							
Unfunded				\$140,000			
Total				\$140,000			
61 GNM:Manor Dr Sdwk- Broadway-Rollins C00329 [ID: 182] 2009 2014							
Unfunded				\$381,138			
Total				\$381,138			
62 Longview Sidewalk [ID: 1124] 2012 2013							
Unfunded			\$24,300	\$137,700			
Total			\$24,300	\$137,700			
63 Oakland Grvl - Smiley-Blue Rdg C00330 [ID: 170] 2011 2014							
Unfunded				\$488,500			
Total				\$488,500			
64 Worley St Sdwk - Clinkscates-Bernadette [ID: 222] 2014 2015							
Unfunded				\$280,000			
Total				\$280,000			
65 Bus Loop 70 Sdwk - 7th St to Rangeline [ID: 214] 2013 2017							
Unfunded				\$24,000	\$136,000		
Total				\$24,000	\$136,000		

D = Year being designed; C = Year construction will begin.

For projects planned beyond five years, please refer to the City's Capital Improvement Plan Document.

Streets and Sidewalks

Annual and 5 Year Capital Projects

Funding Source	Current Budget FY 2010	Proposed Budget FY 2011	Requested Budget FY 2012	Priority Needs FY 2013 - FY 2015	Future Cost	D	C
PW - Sidewalks							
66 Bus Loop 70 Sdwk- Garth Av-Providence [ID: 212]						2013	2017
Unfunded				\$48,750	\$276,250		
Total				\$48,750	\$276,250		
67 Bus Loop 70 Sdwk-Providence to Rangeline [ID: 213]						2013	2017
Unfunded				\$61,500	\$348,500		
Total				\$61,500	\$348,500		
68 Bus Loop 70 Sdwk-Rangeline to Rt B [ID: 215]						2015	2018
Unfunded				\$136,500	\$773,500		
Total				\$136,500	\$773,500		

Streets and Sidewalks Funding Source Summary

CAP FB	\$656,954	\$1,540,000				
Cap Imp S Tax	\$712,500	\$1,685,000	\$1,162,500	\$2,325,000		
CDBG		\$392,000		\$340,000		
Co Rd Tax Reb		\$1,400,000				
Development Fees		\$600,000	\$2,040,000			
Tax Bill	\$50,000					
Transp S Tax	\$150,000	\$75,000	\$150,000	\$225,000		
New Funding	\$1,569,454	\$5,692,000	\$3,352,500	\$2,890,000	\$0	
PYA Cap Imp S Tax	\$275,000	\$130,000				
Prior Year Funding	\$275,000	\$130,000			\$0	
Unfunded			\$16,606,292	\$45,105,838	\$73,778,250	
Unfunded			\$16,606,292	\$45,105,838	\$73,778,250	
Total	\$1,844,454	\$5,822,000	\$19,958,792	\$47,995,838	\$73,778,250	

Streets and Sidewalks Current Capital Projects

PW - Streets

1	740 Corridor (Mall)-Broadway to I-70 C00317 [ID: 208]	2008	2012
2	Chapel Hill Ext:Old Gillespie Brdg-Scott C00202 [ID: 44]	2005	2006
3	Clark Ln - PP to St. Charles Road (2 Lanes) C00236 [ID: 45]	2008	2010
4	Fairview-Worley Roundabout- TDD Project C00392 [ID: 1200]	2015	2016
5	Gans Rd:Interchange at 63 C00237 [ID: 61]	2006	2008
6	Hunt Avenue Phase I C00275 [ID: 83]	2008	2009
7	Landscaping Route AC C00183 [ID: 89]	2005	2006
8	Maguire - N to Stadium Blvd & Exit C00128 [ID: 90]	2006	2009
9	Mexico Grvl Rd - Vandiver-PP (2 Lanes) C00241 [ID: 93]	2008	2010
10	Old Route K Bridge over Hinkson Creek C00303 [ID: 160]	2008	2010
11	Ponderosa: Gans to Blue Acres [ID: 1327]	2017	2018
12	Providence Rd-Vandiver-Blue Ridge (2 Lanes) C00239 [ID: 110]	2008	2009

D = Year being designed; C = Year construction will begin.

For projects planned beyond five years, please refer to the City's Capital Improvement Plan Document.

Funding Source	Current Budget FY 2010	Proposed Budget FY 2011	Requested Budget FY 2012	Priority Needs FY 2013 - FY 2015	Future Cost	D	C
----------------	------------------------	-------------------------	--------------------------	----------------------------------	-------------	---	---

Streets and Sidewalks Current Capital Projects

PW - Streets

13	Rangeline Streetscape Improv. (Rogers to Wilkes) [ID: 1235]					2010	2010
14	Rolling Hills- County Proj: New Haven to WW C00433 [ID: 1187]					2010	2010
15	Scott Blvd (TT)- Brookview Ter-Rollins C00149 [ID: 129]					2006	2009
16	Traffic Islands - Stadium and Old 63 C00213 [ID: 146]					2010	2011
17	Vandiver Dr: Intrsctn Ramps East to Mexico C00211 [ID: 150]					2006	2008
18	Williams Str w/Williams-Brdwy Intrsct Imprv C00428 [ID: 1125]					2010	2010

PW - Sidewalks

19	Bus Loop 70 Sdwk - Jackson-Jefferson C00321 [ID: 246]					2010	2010
20	East Side Sidewalk Phase 1 Stimulus C0001J [ID: 1229]					2009	2010
21	East Side Sidewalks - Phase 2 , CDBG C00443 [ID: 1210]					2010	2011
22	GNM:763 Bus. Loop/Big Bear C00322 [ID: 163]					2009	2010
23	GNM:8 Intrsctns (Design Only) C00291 [ID: 251]					2008	2008
24	GNM:Broadway - Fairview-Stadium C00324 [ID: 162]					2009	2010
25	GNM:Downtown Hub:Prov/Douglass-Flat Brnch C00431 [ID: 1131]					2008	2010
26	GNM:Forum/Stadium Intersection C00402 [ID: 1143]					2008	2009
27	GNM:Leeway Dr (N side)- Sch-Brwn Stn C00328 [ID: 179]					2008	2009
28	GNM:Old 63: Grindstone C00331 [ID: 174]					2008	2010
29	GNM:Providence - Wilkes to Texas C00332 [ID: 176]					2009	2010
30	GNM:Providence/Business Loop Intersection C00429 [ID: 1144]					2009	2010
31	GNM:Providence/Green Meadows Intersection C00430 [ID: 1145]					2009	2010
32	GNM:Providence/Stadium Intersection C00400 [ID: 1142]					2008	2009
33	GNM:Providence/Stewart Intersection C00401 [ID: 1141]					2008	2009
34	GNM:Providence: Smiley to Blue Ridge C00399 [ID: 1130]					2009	2010
35	GNM:Sdwk Intrsctn Imprvmts C00333 [ID: 245]					2007	2010
36	GNM:Smiley- E of Derby Rdg-Bold Vntr C000334 [ID: 178]					2008	2009
37	GNM:Stadium (S side)-Prov to College C00335 [ID: 173]					2009	2010
38	GNM:W Ash - W of Stadium, E of Heather C00340 [ID: 169]					2008	2009
39	GNM:Walnut - William to Old 63 C00339 [ID: 175]					2009	2010
40	Missouri Theatre Sidewalk [ID: 1222]					2009	2009
41	Non-motorized Funding Grant C00271 [ID: 99]					2007	2007
42	Texas Av Sdwk - N Side Garth-Providence C00440 [ID: 142]					2010	2012
43	Waco Rd/Arbor Pointe Sidewalk Improvement C00412 [ID: 1085]					2008	2010
44	Worley Sdwk: West Blvd-Clinkscals C00309 [ID: 255]					2008	2011

Streets and Sidewalks Impact of Capital Projects

Annual Streets/Corridor Preservation C40158 [ID: 18]

Approximately 20 miles of streets are added each year in which maintenance, signage and snow removal will occur.

Brown Station Rd-Starke Av to Rte. B C00409 [ID: 38]

Unknown

Chapel Hill Ext:Old Gillespie Brdg-Scott C00202 [ID: 44]

Approximately \$12,500/mile for maintenance (cleaning, traffic (signs), snow removal). 7 yr. rotation for seal coat of approximately \$2,800 for extension and if mill/overlay is needed on a 14 yr. rotation costing approximately \$14,402 for extension.

Clark Ln - PP to St. Charles Road (2 Lanes) C00236 [ID: 45]

Approximately \$12,500/mile for maintenance (cleaning, traffic (signs), snow removal). 7 yr. rotation for seal coat of approximately \$1.05/sq. yd. and if mill/overlay is needed on a 14 yr. rotation costing approximately \$5.40/sq. yd.

D = Year being designed; C = Year construction will begin.

For projects planned beyond five years, please refer to the City's Capital Improvement Plan Document.

Funding Source	Current Budget FY 2010	Proposed Budget FY 2011	Requested Budget FY 2012	Priority Needs FY 2013 - FY 2015	Future Cost	D	C
----------------	---------------------------	----------------------------	-----------------------------	-------------------------------------	-------------	---	---

Streets and Sidewalks Impact of Capital Projects

PW - Streets

Hunt Avenue Phase I C00275 [ID: 83]

Approximately \$12,500/mile for maintenance (cleaning, traffic (signs), snow removal). 7 yr. rotation for seal coat of approximately \$1.05/sq. yd. and if mill/overlay is needed on a 14 yr. rotation costing approximately \$5.40/sq. yd.

Maguire - N to Stadium Blvd & Exit C00128 [ID: 90]

Unknown

Providence Rd-Vandiver-Blue Ridge (2 Lanes) C00239 [ID: 110]

Approximately \$12,500/mile for maintenance (cleaning, traffic (signs), snow removal). 7 yr. rotation for seal coat of approximately \$1,400 for additional road and if mill/overlay is needed on a 14 yr. rotation costing approximately \$7,200 for additional road.

Vandiver Dr: Intrsctn Ramps East to Mexico C00211 [ID: 150]

Approximately \$12,500/mile for maintenance (cleaning, traffic (signs), snow removal). 7 yr. rotation for seal coat of approximately \$1,200 for additional road. And if mill/overlay is needed on a 14 yr. rotation costing approximately \$6,000 for additional road.

D = Year being designed; C = Year construction will begin.

For projects planned beyond five years, please refer to the City's Capital Improvement Plan Document.

Parks and Recreation

Annual and 5 Year Capital Projects

Funding Source	Current Budget FY 2010	Proposed Budget FY 2011	Requested Budget FY 2012	Priority Needs FY 2013 - FY 2015	Future Cost	D	C
Parks Projects							
1 Annual City/School Park Improvement C00249 [ID: 257]							
Park Sales Tax	\$20,000	\$25,000					
Unfunded			\$25,000	\$75,000			
Total	\$20,000	\$25,000	\$25,000	\$75,000			
2 Annual Park Acquisition/Land Preservation C40145 [ID: 258]							
Park Sales Tax	\$100,000	\$150,000					
Unfunded			\$360,000	\$1,080,000			
Total	\$100,000	\$150,000	\$360,000	\$1,080,000			
3 Annual Park Improv - Major Maint. Programs C00056 [ID: 259]							
Park Sales Tax	\$1,400	\$5,000					
Unfunded			\$100,000	\$300,000			
Total	\$1,400	\$5,000	\$100,000	\$300,000			
4 Annual Park Roads & Parking Improvements C00242 [ID: 260]							
Park Sales Tax	\$160,000	\$160,000					
Unfunded			\$150,000	\$450,000			
Total	\$160,000	\$160,000	\$150,000	\$450,000			
5 Albert-Oakland Park Improv-New Restroom [ID: 307]							
Unfunded			\$125,000			2012	2012
Total			\$125,000				
6 ARC Floor and Improvements [ID: 1332]							
Donation		\$90,000				2010	2011
Total		\$90,000					
7 Armory: Locker/Activity/Mtg Room Improvements [ID: 1253]							
Unfunded			\$75,000			2012	2012
Total			\$75,000				
8 Atkins: Restroom/Conc & One Field Addition [ID: 449]							
Unfunded			\$850,000			2012	2012
Total			\$850,000				
9 Bench Replacement C00413 [ID: 1010]							
Park Sales Tax	\$5,000	\$5,000				2009	2011
Total	\$5,000	\$5,000					
10 Capen/Grindstone Trailhead Improvements [ID: 280]							
Donation		\$118,000				2011	2011
Total		\$118,000					
11 Comprehensive Master Plan [ID: 300]							
Unfunded			\$150,000			2012	2012
Total			\$150,000				
12 Fitness/Exercise Station Replacements C00444 [ID: 1113]							
Park Sales Tax	\$5,000	\$25,000				2010	2011
Total	\$5,000	\$25,000					

D = Year being designed; C = Year construction will begin.

For projects planned beyond five years, please refer to the City's Capital Improvement Plan Document.

Parks and Recreation

Annual and 5 Year Capital Projects

Funding Source	Current Budget FY 2010	Proposed Budget FY 2011	Requested Budget FY 2012	Priority Needs FY 2013 - FY 2015	Future Cost	D	C
Parks Projects							
13 Nifong Park: Maplewood Barn/Home & Parking [ID: 1265]						2012	2012
Unfunded			\$150,000				
Total			\$150,000				
14 Park Sign Renovation [ID: 1308]						2011	2011
Park Sales Tax		\$20,000					
Total		\$20,000					
15 Rainbow Sftball Ctr Imprvmt Phil [ID: 282]						2012	2012
RSR			\$200,000		\$350,000		
Total			\$200,000		\$350,000		
16 Rock Hill Park Improvement [ID: 1214]						2011	2011
Park Sales Tax		\$35,000					
Total		\$35,000					
17 Shepard Tennis Court Renovation [ID: 1218]						2012	2012
Unfunded			\$75,000				
Total			\$75,000				
18 Stephens Lake Park Development - Phase II [ID: 313]						2012	2012
Unfunded			\$225,000				
Total			\$225,000				
19 Strawn Road Park Development: Phase I [ID: 1154]						2012	2012
Unfunded			\$125,000				
Total			\$125,000				
20 Walkway Repair C00421 [ID: 1011]						2009	2011
Park Sales Tax	\$6,000	\$10,000					
Total	\$6,000	\$10,000					
21 Again Park Improvements [ID: 296]						2013	2013
Unfunded				\$50,000			
Total				\$50,000			
22 Albert-Oakland Park Improv-Athletic Fields Reno [ID: 274]						2015	2015
Unfunded				\$150,000			
Total				\$150,000			
23 Barberry Neighborhood Park Development [ID: 1345]						2014	2014
Unfunded				\$125,000			
Total				\$125,000			
24 Cosmo Rec Area: Playground Renovation [ID: 319]						2013	2013
Unfunded				\$500,000			
Total				\$500,000			
25 Cosmo Rec Area: Football/Lacrosse Imprvmnts [ID: 318]						2014	2014
Unfunded				\$150,000			
Total				\$150,000			

D = Year being designed; C = Year construction will begin.

For projects planned beyond five years, please refer to the City's Capital Improvement Plan Document.

Parks and Recreation

Annual and 5 Year Capital Projects

Funding Source	Current Budget FY 2010	Proposed Budget FY 2011	Requested Budget FY 2012	Priority Needs FY 2013 - FY 2015	Future Cost	D	C
Parks Projects							
26 Cosmo Rec Area: New Restroom [ID: 1266]						2012	2013
Unfunded				\$125,000			
Total				\$125,000			
27 Cosmo-Bethel: Tennis Lights & Park Imprvmnts [ID: 1251]						2014	2015
Unfunded				\$150,000			
Total				\$150,000			
28 Douglass Park: Shelter/ Playground/Fitness Equip [ID: 1252]						2013	2013
Unfunded				\$100,000			
Total				\$100,000			
29 Downtown Optimist Park Improvements [ID: 1254]						2013	2013
Unfunded				\$50,000			
Total				\$50,000			
30 Fairview Park: Renovate Shelter & New Playground [ID: 321]						2012	2013
Unfunded				\$175,000			
Total				\$175,000			
31 Field/Douglass In-holding Park Acquisition [ID: 302]						2015	2015
Unfunded				\$200,000			
Total				\$200,000			
32 Jay Dix Park Improvements [ID: 1182]						2013	2013
Unfunded				\$125,000			
Total				\$125,000			
33 LAN Golf Course Clubhouse Renovation [ID: 460]						2013	2013
Unfunded				\$110,000			
Total				\$110,000			
34 LOW Golf Course Clubhouse Renovation [ID: 459]						2014	2014
Unfunded				\$90,000			
Total				\$90,000			
35 LOW Golf Course New Shelter [ID: 305]						2014	2015
Unfunded				\$140,000			
Total				\$140,000			
36 Norma Sutherland Smith Park Development: Phase I [ID: 311]						2014	2015
Unfunded				\$250,000			
Total				\$250,000			
37 South Regional Park - Gans/Philps Phase I [ID: 1176]						2013	2013
Unfunded				\$1,750,000			
Total				\$1,750,000			
38 Twin Lakes Rec Area: Park & Aquatics Imprv [ID: 314]						2012	2013
Unfunded				\$250,000			
Total				\$250,000			

D = Year being designed; C = Year construction will begin.

For projects planned beyond five years, please refer to the City's Capital Improvement Plan Document.

Parks and Recreation

Annual and 5 Year Capital Projects

Funding Source	Current Budget FY 2010	Proposed Budget FY 2011	Requested Budget FY 2012	Priority Needs FY 2013 - FY 2015	Future Cost	D	C
Parks Projects							
39 Waters-Moss Park: Phase I Development [ID: 1174]						2013	2013
Unfunded				\$165,000			
Total				\$165,000			
40 Armory Sports Center Improvements - Gym [ID: 298]						2015	2016
Unfunded					\$1,200,000		
Total					\$1,200,000		
Trails							
41 Annual Trail Program [ID: 1344]						2012	2012
Future Ballot			\$100,000	\$300,000	\$100,000		
Total			\$100,000	\$300,000	\$100,000		
42 Greenbelt/Open Space/Trail Acq & Devlpmt C40113 [ID: 370]							
Park Sales Tax	\$145,000	\$145,000					
Total	\$145,000	\$145,000					
43 Bear Creek Trail Restrooms [ID: 1181]						2012	2012
Unfunded			\$100,000				
Total			\$100,000				
44 Grindstone Crk Trl: Grndstn Nature Area-Confluence [ID: 1271]						2011	2012
Unfunded			\$1,570,000				
Total			\$1,570,000				
45 Hinkson Cr Trailhead Restroom [ID: 384]						2012	2012
Unfunded			\$130,000				
Total			\$130,000				
46 MKT Sewer Plant #2 Natural Area Restoration [ID: 1346]						2011	2011
Grant		\$40,000					
Total		\$40,000					
47 Scott's Brnch Ph II: Chapel Pedway to Perche Cr [ID: 377]						2010	2012
Park Sales Tax		\$200,000	\$590,000				
Total		\$200,000	\$590,000				
48 Bear Creek Trail-Blue Ridge Rd-Lange C00351 [ID: 380]						2014	2015
Unfunded				\$950,000			
Total				\$950,000			
49 COLT RR Trail: Columbia College to Brown Station [ID: 1273]						2013	2015
Unfunded				\$5,000,000			
Total				\$5,000,000			
50 MKT Bridge Improvements Phase II [ID: 1269]						2013	2014
Unfunded				\$300,000			
Total				\$300,000			
51 MKT Trail: Building/Restroom Improvements [ID: 1268]						2014	2014
Unfunded				\$85,000			
Total				\$85,000			

D = Year being designed; C = Year construction will begin.

For projects planned beyond five years, please refer to the City's Capital Improvement Plan Document.

Parks and Recreation

Annual and 5 Year Capital Projects

Funding Source	Current Budget FY 2010	Proposed Budget FY 2011	Requested Budget FY 2012	Priority Needs FY 2013 - FY 2015	Future Cost	D	C
Trails							
52 Perche Cr Trail Phase I: MKT to Gillespie Bridge [ID: 427]						2012	2013
Unfunded				\$2,000,000			
Total				\$2,000,000			
53 Perche Crk Trail Phase II: Gillespie to I-70 [ID: 1285]						2013	2014
Unfunded				\$2,410,000			
Total				\$2,410,000			
54 Bear Creek Boardwalk Renovation [ID: 378]						2015	2016
Unfunded					\$105,000		
Total					\$105,000		

Parks and Recreation Funding Source Summary

Donation		\$208,000					
Grant		\$40,000					
Park Sales Tax	\$442,400	\$780,000	\$590,000				
RSR			\$200,000			\$350,000	
New Funding	\$442,400	\$1,028,000	\$790,000			\$350,000	
Future Ballot			\$100,000	\$300,000		\$100,000	
Future Ballot			\$100,000	\$300,000		\$100,000	
Unfunded			\$4,210,000	\$17,305,000		\$1,305,000	
Unfunded			\$4,210,000	\$17,305,000		\$1,305,000	
Total	\$442,400	\$1,028,000	\$5,100,000	\$17,605,000		\$1,755,000	

Parks and Recreation Current Capital Projects

Parks Projects

1	Albert-Oakland Park Bathhouse Imprvmnt C00278 [ID: 273]	2007	2007
2	American Legion Renovation-Phase I C46072 [ID: 429]	2010	2010
3	ARC Parking Lot Lighting - C46071 [ID: 1152]	2008	2008
4	Armory Sports Center Improvements C00231 [ID: 330]	2006	2008
5	Auburn Hills Neighborhood Park Development C00276 [ID: 262]	2007	2008
6	Bonnie View Park: Phase I C00114 [ID: 293]	2010	2010
7	Brown Station Park Improvements C00414 [ID: 1087]	2009	2009
8	Cascades Neighborhood Park Development C00415 [ID: 281]	2009	2009
9	Cosmo-Bethel Four Court Tennis Complex C00345 [ID: 268]	2008	2008
10	Douglass Park Baseball Improvements C00416 [ID: 284]	2009	2009
11	Douglass Park Spray Grounds C00417 [ID: 285]	2008	2009
12	Downtown Improvements C40074 [ID: 340]	2005	2009
13	Eastport Neighborhd Park Develop C00348 [ID: 288]	2008	2009
14	Hickman Pool renovation C00364 [ID: 1043]	2007	2008
15	Indian Hills Park Improvements C00445 [ID: 286]	2009	2010

D = Year being designed; C = Year construction will begin.

For projects planned beyond five years, please refer to the City's Capital Improvement Plan Document.

Funding Source	Current Budget FY 2010	Proposed Budget FY 2011	Requested Budget FY 2012	Priority Needs FY 2013 - FY 2015	Future Cost	D	C
----------------	---------------------------	----------------------------	-----------------------------	-------------------------------------	-------------	---	---

Parks and Recreation Current Capital Projects

Parks Projects

16	Lange Neighborhood Park Development C00446 [ID: 289]					2010	2010
17	Mill Creek School Park Development C00216 [ID: 351]					2006	2008
18	Nifong Park Improvements C00295 [ID: 452]					2007	2009
19	Paquin Park Improv-Phase III-Raised Beds C00447 [ID: 290]					2010	2010
20	Parks Management Center Improvements C00199 [ID: 291]					2008	2009
21	Rock Quarry Park Tennis/Basketball C00419 [ID: 292]					2009	2009
22	Smiley Lane Neighborhood Park Dev. C00420 [ID: 295]					2009	2009
23	South Regional Park - Phillips Phase I C00279 [ID: 277]					2008	2009
24	South Regional Park Planning C00350 [ID: 294]					2008	2008
25	Stephens Lake Park Developmnt - Phase I C00095 [ID: 367]					2001	2002
26	Youth Athletic Field/Atkins Dev Phase I: C00280 [ID: 279]					2007	2007

Trails

27	GNM: Garth Extension C00376 [ID: 1093]					2008	2010
28	GNM: Bear Cr Tr-Conn/Imprv Pythons Ct Con C00352 [ID: 441]					2008	2010
29	GNM: Cnty House Tr Ph I: Twn Lakes-Stadium C00355 [ID: 374]					2007	2010
30	GNM: Green Mead to Rock Brdg C00358 [ID: 438]					2007	2010
31	GNM: Greenbriar to Hinkson Cr Tr and MU C00318 [ID: 1132]					2008	2010
32	GNM: Hominy Trail: Woodridge Park-Clark Ln C00362 [ID: 445]					2008	2011
33	GNM: MKT Connectors/Improvements C00360 [ID: 440]					2007	2010
34	GNM: Wabash Walkway (Eng/Survey only) - C00397 [ID: 617]					2009	2009
35	Hinkson Cr Trail: Grindstone-Stephens Ph I C00245 [ID: 388]					2006	2010
36	Hominy Brnch Trail: Stphens-Woodridge Ph I C00282 [ID: 372]					2008	2010
37	MKT Parkway Improvements and Bridge C00034 [ID: 352]					2007	2010
38	MKT Trail Restrooms C00283 [ID: 373]					2006	2008
39	Scott's Brnch Ph I: Bonnie View-Scott Blvd C00422 [ID: 376]					2009	2011

Parks and Recreation Impact of Capital Projects

Adventure/Extreme Park Development [ID: 315]	Moderate to significant. Depends on maintenance responsibilities and levels of care.
Again Park Improvements [ID: 296]	Minimal impact as these are improvements to existing structures.
Albert-Oakland Park Bathhouse Imprvmnt C00278 [ID: 273]	No impact.
Albert-Oakland Park Improv-Athletic Fields Reno [ID: 274]	No impact.
Albert-Oakland Park Improv-New Restroom [ID: 307]	Mimimal. Closing the pool restroom should balance out additional costs of this restroom.
Albert-Oakland Pickleball Courts [ID: 1204]	Minimal. Staff is maintaing existing sand volleyball courts so periodic maint of asphalt courts will be similar.
American Legion Park Phase II [ID: 1216]	Minimal. These features exist at this time.
American Legion Renovation-Phase I C46072 [ID: 429]	Minimal. Improvements to existing facilities
Annual City/School Park Improvement C00249 [ID: 257]	No impact as maintenance is conducted by School District.

D = Year being designed; C = Year construction will begin.

For projects planned beyond five years, please refer to the City's Capital Improvement Plan Document.

Funding Source	Current Budget FY 2010	Proposed Budget FY 2011	Requested Budget FY 2012	Priority Needs FY 2013 - FY 2015	Future Cost	D	C
----------------	---------------------------	----------------------------	-----------------------------	-------------------------------------	-------------	---	---

Parks and Recreation Impact of Capital Projects

Parks Projects

Annual Park Acquisition/Land Preservation C40145 [ID: 258]

Impact will be minimal after acquisition amounting to no more than minimal clean-up and weed control mowing. Estimate: \$1,500 per year on a 10 acre, all turf park.

Annual Park Improv - Major Maint. Programs C00056 [ID: 259]

Will generally offset if funds are used for repairs and/or renovations on existing facilities.

Annual Park Roads & Parking Improvements C00242 [ID: 260]

Minimal impact on operation. May save funds currently used for lot repairs.

Annual Trail Program [ID: 1344]

Minimal to none. May assist with operations as these funds may be used to offset major maint items that exceed what can be handled with operating budget.

Antimi Sports Complex: Replace Lights 4 fields [ID: 1249]

Minimal.

Aquatic Facility [ID: 428]

Goal is to develop a facility that will recover 80-90% of operational costs.

ARC Floor and Improvements [ID: 1332]

None.

ARC Gym/Fitness Expansion [ID: 297]

Estimate \$20,000 in maintenance/utilities that may be offset with increase in membership revenues.

ARC Parking Lot Lighting - C46071 [ID: 1152]

Minimal. Repairs and preventive maintenance is all that's needed. Approx \$200 per year in materials and \$300 for labor.

Armory Sports Center Improvements C00231 [ID: 330]

No or minimal impact.

Armory Sports Center Improvements - Gym [ID: 298]

Estimate \$20,000 for maint, utilities, and programming needs.

Armory: Locker/Activity/Mtg Room Improvements [ID: 1253]

Minimal. Might actual help as current floors are hard to clean.

Atkins Park Development-Future phases [ID: 317]

Minimal to significant. \$5,000 to \$50,000 per year.

Atkins: Finalize 5 Field Baseball Complex [ID: 450]

Significant.

Atkins: Restroom/Conc & One Field Addition [ID: 449]

Estimate approx \$12,500 for approximate 6 month use of facility.

Auburn Hills Neighborhood Park Development C00276 [ID: 262]

This new neighborhood park will require annual maintenance of all grounds and facilities. The current annual budget impact to operations would be approximately \$8,000.00 - \$10,000.00.

Barberry Neighborhood Park Development [ID: 1345]

\$8,000 - \$10,000/year for maintenance.

Bear Cr Tr-Hrd Surface Wash/Prblm C00353 [ID: 447]

None. Will reduce maintenance problems.

Bear Creek Boardwalk Renovation [ID: 378]

No impact. Wooden board requires on-going maintenance. New product may reduce that somewhat depending on material used.

Bear Creek Trail Restrooms [ID: 1181]

Heated restrooms will cost about \$14,600/yr. Non-heated, seasonal restrooms cost about \$9,600/yr.

Bear Creek Trail-Blue Ridge Rd-Lange C00351 [ID: 380]

Estimate \$1,500-\$2,000 for materials pending location of trail.

Bear Creek Trail: Lange to Fairgrounds [ID: 437]

Estimate \$1500-\$3,000 annual const

Bench Replacement C00413 [ID: 1010]

None

D = Year being designed; C = Year construction will begin.

For projects planned beyond five years, please refer to the City's Capital Improvement Plan Document.

Funding Source	Current Budget FY 2010	Proposed Budget FY 2011	Requested Budget FY 2012	Priority Needs FY 2013 - FY 2015	Future Cost	D	C
----------------	---------------------------	----------------------------	-----------------------------	-------------------------------------	-------------	---	---

Parks and Recreation Impact of Capital Projects

Parks Projects

Bonnie View Park: Future Phases [ID: 309]

Park this size will require annual maintenance of all grounds and facilities. The current annual budget impact to operations would be approximately \$20,000 - \$25,000 when Phase I and II are completed.

Bonnie View Park: Phase I C00114 [ID: 293]

Park will require annual maintenance of all grounds and facilities. Depending on scope of Phase I, the current annual budget impact to operations would be approximately \$20,000 to \$25,000 when development is completed.

Brown Station Park Improvements C00414 [ID: 1087]

Development will increase maint task needed especially after playground installed. Mowing, inspections, mulch, trash, etc., will need to be conducted. Anticipate approx \$2,500/yr.

Capen/Grindstone Trailhead Improvements [ID: 280]

Depends on final plan and what amenities are included.

Cascades Neighborhood Park Development C00415 [ID: 281]

This new neighborhood park will require annual maintenance of all grounds and facilities. The current annual budget impact to operations would be approximately \$8,000.00 - \$10,000.00.

Cnty House Tr Phil:Stadium-Cowan C00356 [ID: 431]

\$1500-\$3000 for materials and supplies

Comprehensive Master Plan [ID: 300]

None.

Connect Cosmo Prk/Bear Cr & I70 Bridge C00354 [ID: 442]

Minimal

Cosmo Rec Area: Playground Renovation [ID: 319]

Minimal to none. Playground inspections are required and fall surface material must be maintained. May increase depending on type of play equipment purchased.

Cosmo Rec Area: Tennis Shelter Improvements [ID: 1180]

None

Cosmo Rec Area: Football/Lacrosse Imprvmnts [ID: 318]

Significant. Depending on utility rate increases and estimated hours of use, the utility bill and the operational/maintenance time needed could add approx \$10,000 to the budget. Detailed operation analysis will be conducted as the project nears implementation

Cosmo Rec Area: New Restroom [ID: 1266]

New restroom will require approximately \$3,000-\$5,000 in annual maintenance.

Cosmo Rec Area: Shelters Replacement [ID: 320]

Might reduce annual dollars spent on tuck point repairs, shingle replacement, roof leak patching and bird nest removal in rafters.

Cosmo Rec Area: Soccer Improvements [ID: 283]

Since the project will be addressing field improvements to existing fields the overall impact to operations should be minimal.

Cosmo-Bethel Four Court Tennis Complex C00345 [ID: 268]

Depends on location of tennis courts and maintenance responsibility. If located on park property, will require an additional \$2,500-\$5,000 for additional materials and supplies.

Cow Branch/Bear Cr: Blackfoot-Providence [ID: 434]

Estimate \$1,500-\$2,000 for materials pending location of trail.

Cow Branch: Providence to Auburn Hills -C00357 [ID: 448]

None, pending construction of trail.

Douglass Park Baseball Improvements C00416 [ID: 284]

No impact. Improve existing fence.

Douglass Park Spray Grounds C00417 [ID: 285]

\$5,000 in utilities and maintenance labor. May have some additional revenues if constructed as part of pool facility.

Downtown Improvements C40074 [ID: 340]

No impact.

Downtown Optimist Park Improvements [ID: 1254]

Minimal. Items exist in the park now.

D = Year being designed; C = Year construction will begin.

For projects planned beyond five years, please refer to the City's Capital Improvement Plan Document.

Funding Source	Current Budget FY 2010	Proposed Budget FY 2011	Requested Budget FY 2012	Priority Needs FY 2013 - FY 2015	Future Cost	D	C
----------------	---------------------------	----------------------------	-----------------------------	-------------------------------------	-------------	---	---

Parks and Recreation Impact of Capital Projects

Parks Projects

East High School Park Development [ID: 1172]							
Concept only. Depends on facilities included and revenue.							
Eastport Neighborhd Park Develop C00348 [ID: 288]							
This new neighborhood park will require annual maintenance of all grounds and facilities. The current annual budget impact to operations would be approximately \$8,000.00 - \$10,000.00.							
Enclose Albert-Oakland Pool [ID: 1221]							
Significant, but if HHS Pool is not being used, then cost is offset.							
Fairview Park: Renovate Shelter & New Playground [ID: 321]							
Minimal to none. Current features exist. May increase depending on type of play equipment purchased.							
Field/Douglass In-holding Park Acquisition [ID: 302]							
No or minimal impact.							
GNM: Bear Cr Tr-Conn/Imprv Pythons Ct Con C00352 [ID: 441]							
\$1,500 - \$2,000 annual maintenance.							
GNM: Cnty House Tr PhI: Twn Lakes-Stadium C00355 [ID: 374]							
Estimate \$1,500-\$2,000 for materials pending location of trail.							
GNM: Green Mead to Rock Brdg C00358 [ID: 438]							
\$1,500 - \$2,000 annual maintenance.							
GNM: Hominy Trail: Woodridge Park-Clark Ln C00362 [ID: 445]							
\$2,000 - \$3,000 annual maintenance							
GNM: MKT Connectors/Improvements C00360 [ID: 440]							
\$1,500 - \$2,000 annual maintenance.							
Greenbelt/Open Space/Trail Acq & Devlpmt C40113 [ID: 370]							
Estimate \$1000-\$2500 for trail maintenance pending location of trails and materials used.							
Grindstone Crk Trl: Grndstn Nature Area-Confluence [ID: 1271]							
Concrete trail maint estimated to be approx \$583/0.25 mile. Based on estimated trail length of 1.4 miles = \$3,265							
Harmony Cr Trail: Smithton Connector [ID: 436]							
Estimate \$1,500-\$2,000 for materials pending location of trail.							
Hickman Pool renovation C00364 [ID: 1043]							
New HVAC system will likely increase utility costs. These are shared with the school district.							
Hinkson Cr Trail: Grindstone-Stephens Ph I C00245 [ID: 388]							
Estimate \$1500-\$2000 pending location of trail.							
Hinkson Cr Trailhead Restroom [ID: 384]							
Heated restrooms will cost about \$14,600/yr. Non-heated, seasonal restrooms cost about \$9,600/yr.							
Hominy Brnch Trail: Clark Ln-Thessalia Ph III [ID: 386]							
Moderate: \$1,500-\$2,500 for materials and supplies, pending length and location of trail.							
Hominy Brnch Trail: Stpkens-Woodridge Ph I C00282 [ID: 372]							
Estimate \$1,500-\$2,000 for materials pending location of trail.							
Ice Skating Facility - Indoor [ID: 303]							
Significant. Operational study to be completed pending Council approval. Target operational goal would be to generate 70-80% of total expenses.							
Ice Skating Facility - Outdoor [ID: 304]							
Significant. May require an additional \$20,000 in utilities, materials and labor							
Indian Hills Park Improvements C00445 [ID: 286]							
Estimate \$2500-\$3500 in annual maintenance costs which may be partially offset with shelter rentals.							
Indoor Pavilion/Shelter, Location TBD [ID: 458]							
Minimal. Revenues may recover most expenses							
Indoor Sports Center - Multipurpose [ID: 1217]							
Some may be offset depending on revenues and staff that may be located from another facility to this one.							
Jay Dix Park Improvements [ID: 1182]							
Additional mowing and maintenance of the Jay Dix Station area is required, but not the trail.							

D = Year being designed; C = Year construction will begin.
 For projects planned beyond five years, please refer to the City's Capital Improvement Plan Document.

Funding Source	Current Budget FY 2010	Proposed Budget FY 2011	Requested Budget FY 2012	Priority Needs FY 2013 - FY 2015	Future Cost	D	C
----------------	---------------------------	----------------------------	-----------------------------	-------------------------------------	-------------	---	---

Parks and Recreation Impact of Capital Projects

Parks Projects

Kiwanis Park Improvments [ID: 322]

Minimal to none. Current features exist. May increase depending on type of play equipment purchased.

LAN Golf Course Clubhouse Renovation [ID: 460]

Minimal

LAN Golf Course Driving Range Improvements [ID: 306]

No impact.

LAN Golf Course Tee Improvements [ID: 324]

No impact. Existing tees are heavily used and enlarging them would minimize wear.

Lange Neighborhood Park Development C00446 [ID: 289]

This new neighborhood park will require annual maintenance of all grounds and facilities. The current annual budget impact to operations would be approximately \$8,000.00 - \$10,000.00.

Lions-Stephens Park Improvements [ID: 1264]

Minimal. Items exist in park already.

LOW Golf Course Clubhouse Renovation [ID: 459]

Minimal

LOW Golf Course New Shelter [ID: 305]

Minimal. Increase revenues from rentals should offset maintenance expenses.

LOW Golf Course Tee Improvements [ID: 323]

Minimal. Existing tees are heavily used and enlarging them would minimize wear, but staff will have additional areas to mow and maintain.

Mill Creek School Park Development C00216 [ID: 351]

No impact. Maintenance is performed by CPSD.

MKT Parkway Improvements and Bridge C00034 [ID: 352]

No impact.

MKT Sewer Plant #2 Natural Area Restoration [ID: 1346]

Addition of 1200 foot of 8' foot gravel trail to maintain.

MKT Trail Restrooms C00283 [ID: 373]

Potential break even cost. Save money on portable toilet rentals versus cleaning of restrooms.

MKT Trail: Building/Restroom Improvements [ID: 1268]

Minimal. If restroom is heated with extended use, extra funds for utilities & maint labor may be offset in part by reduction of portable toilet rental.

Moon Valley Connector: Bucks Run-Hominy Crk [ID: 1299]

Mimimal impact for this connector, especially if built out of concrete.

N Fork Grindstone Cr: Grindstone-LOW Rec Area [ID: 433]

Estimate \$1,500-\$2,000 for materials pending location of trail.

Nifong Park Improvements [ID: 326]

Minimal to moderate. Depends on future number of historical buildings added to park.

Nifong Park Improvements C00295 [ID: 452]

Minimal.

Nifong Park: Maplewood Barn/Home & Parking [ID: 1265]

Minimal.

Norma Sutherland Smith Park Development: Phase I [ID: 311]

This new community park will require annual maintenance of all grounds and facilities. The current annual budget impact to operations would be approximately \$20,000 - \$25,000 based on shelter, restroom, parking, playground features.

Paquin Park Improv-Phase III-Raised Beds C00447 [ID: 290]

No impact.

Park Management Center Phase II [ID: 457]

Minimal depending on improvements.

Park Sign Renovation [ID: 1308]

Minimal to none. A new stone sign may actual decrease maintenance costs compared to annual painting of wooden sighs.

Parks Management Center Improvements C00199 [ID: 291]

No impact.

D = Year being designed; C = Year construction will begin.

For projects planned beyond five years, please refer to the City's Capital Improvement Plan Document.

Funding Source	Current Budget FY 2010	Proposed Budget FY 2011	Requested Budget FY 2012	Priority Needs FY 2013 - FY 2015	Future Cost	D	C
----------------	---------------------------	----------------------------	-----------------------------	-------------------------------------	-------------	---	---

Parks and Recreation Impact of Capital Projects

Trails

Perche Cr Trail Phase I: MKT to Gillespie Bridge [ID: 427]

\$3,000-\$5,000 per year for maintenance.

Perche Cr Trail Phase III: I-70 to Bear Crk [ID: 451]

\$3,000-\$5,000 per year for maintenance.

Playground Equip Replacement [ID: 426]

Minimal. Playground equipment currently exists.

Proctor Park Improvements [ID: 327]

No impact to minimal.

Rainbow Sftball Ctr Imprvmt PhII [ID: 282]

Minimal to none. Minor repairs conducted now..less than \$750 per year.

RC Track Improvements [ID: 1219]

Minimal. Joint agreement for volunteer club to maintain the track.

Rock Hill Park Improvement [ID: 1214]

Minimal to non-existent.

Rock Quarry Park Tennis/Basketball C00419 [ID: 292]

Estimate approximate \$2,500-\$3,500 in materials and utilities.

Rock Quarry Park/Building Improvements [ID: 308]

No impact. May reduce operational costs.

S. Fork Grindstone Cr: Confluence-Olivet Rd [ID: 435]

Estimate \$1,500-\$2,000 for materials pending location of trail.

Scott's Brnch Ph I:Bonnie View-Scott Blvd C00422 [ID: 376]

Estimate \$1,500-\$3,000 for materials pending location of trail.

Scott's Brnch Ph II: Chapel Pedway to Perche Cr [ID: 377]

There is a steep slope from Chapel pedway to Perche Creek so maint will likely be \$1,200-\$2000 for landscaping and turf mgmt. Assumes this portion is in concrete.

Shepard Tennis Court Renovation [ID: 1218]

Minimal. Poor conditions of courts is causing higher than normal maint costs.

Skate/Bike Park Improvements [ID: 310]

Depends on type of course. Concrete parks have lower operation costs (\$10,000) versus wood, metal or other parks (\$15,000+). Litter clean up is included.

Smiley Lane Neighborhood Park Dev. C00420 [ID: 295]

This new neighborhood park will require annual maintenance of all grounds and facilities. The current annual budget impact to operations would be approximately \$8,000.00 - \$10,000.00.

Snythetic Turf-Athletic Fields-Special Event [ID: 1186]

Snythetic turf proponents indicate that a payoff is expected in 10 years due to lower maintenance costs compared to turf fields.

South Regional Park - Gans/Philps Phase I [ID: 1176]

Based on Phase I funding, budget impact to operations would be approximately \$20,000 - \$30,000.

South Regional Park - Philips Phase I C00279 [ID: 277]

This new community park will require annual maintenance of all grounds and facilities. The current annual budget impact to operations would be approximately \$20,000 - \$25,000 when developed.

South Regional Park Development Phase II [ID: 1175]

This new community park will require annual maintenance of all grounds and facilities. The current annual budget impact to operations would be approximately \$20,000 - \$25,000 when developed.

South Regional Park Planning C00350 [ID: 294]

No impact - planning only. Future impact substantial after development.

Stephens Lake Park Development - Phase II [ID: 313]

Estimate \$15,000-\$40,000 depending on facilities built. Revenue funds may be available due to rental possibilities.

Stephens Lake Park Developmnt - Phase I C00095 [ID: 367]

Funds planned for as part of Park Sales Tax.

D = Year being designed; C = Year construction will begin.

For projects planned beyond five years, please refer to the City's Capital Improvement Plan Document.

Funding Source	Current Budget FY 2010	Proposed Budget FY 2011	Requested Budget FY 2012	Priority Needs FY 2013 - FY 2015	Future Cost	
					D	C

Parks and Recreation Impact of Capital Projects

Parks Projects

Strawn Road Park Development: Phase I [ID: 1154]

Depending on nature of development, it could range from \$4,000 to \$15,000 per year.

Twin Lakes Rec Area: Park & Aquatics Imprv [ID: 314]

Goal is to be self-sufficient with this project but using current aquatic recovery plan, anticipate revenues will provide at least 50-65% of maintenance costs.

Walkway Repair C00421 [ID: 1011]

None

Waters-Moss Park: Phase I Development [ID: 1174]

Anticipate that approximately \$40,000 will be needed but there will be some savings in terms of this site saving travel time and having some revenue generating amenities.

Youth Athletic Field/Atkins Dev Phase I: C00280 [ID: 279]

Substantial, depending on scope of facilities

D = Year being designed; C = Year construction will begin.

For projects planned beyond five years, please refer to the City's Capital Improvement Plan Document.

Public Safety

Annual and 5 Year Capital Projects

Funding Source	Current Budget FY 2010	Proposed Budget FY 2011	Requested Budget FY 2012	Priority Needs FY 2013 - FY 2015	Future Cost	D	C
Fire							
1 Fire Apparatus Equipment C00195 [ID: 490]							2007
Total							
2 Fire Station Sites C40173 [ID: 482]							
Unfunded			\$100,000	\$100,000			
Total			\$100,000	\$100,000			
3 Rpl. #0033: 1997 Pumper Apparatus (13 Years Old) [ID: 472]							2010 2011
Cap Imp S Tax		\$788,000					
Total		\$788,000					
4 Rpl. 1996 Rescue Squad (15 Years Old) [ID: 474]							2010 2011
Cap Imp S Tax		\$578,000					
Total		\$578,000					
5 Rpl. 2001 Ladder Truck (11 Years Old) [ID: 479]							2010 2012
Cap Imp S Tax			\$937,000				
Total			\$937,000				
6 Additional Fire Station 3-5 Years [ID: 475]							2012 2014
Unfunded				\$2,000,000			
Total				\$2,000,000			
7 Additional Pumper for New Station [ID: 476]							2012 2014
Unfunded				\$912,000			
Total				\$912,000			
8 Rpl. #1678: 1994 Pumper Apparatus (16 Years Old) [ID: 477]							2010 2013
Cap Imp S Tax				\$827,000			
Total				\$827,000			
9 Rpl. 2001 Pumper (12 Years Old) [ID: 478]							2011 2013
Cap Imp S Tax				\$868,000			
Total				\$868,000			
10 Rpl. 2001 Pumper (13 Years Old) [ID: 480]							2012 2014
Cap Imp S Tax				\$912,000			
Total				\$912,000			
11 Rpl. Foam Truck [ID: 481]							2013 2015
Cap Imp S Tax				\$334,000			
Total				\$334,000			

Police

12 Precinct Station [ID: 1192]							2012 2013
Unfunded				\$2,500,000			
Total				\$2,500,000			
13 Second Satellite Facility [ID: 1336]							2014 2015
Unfunded				\$2,500,000			
Total				\$2,500,000			

D = Year being designed; C = Year construction will begin.

For projects planned beyond five years, please refer to the City's Capital Improvement Plan Document.

Public Safety

Annual and 5 Year Capital Projects

Funding Source	Current Budget FY 2010	Proposed Budget FY 2011	Requested Budget FY 2012	Priority Needs FY 2013 - FY 2015	Future Cost	D	C
PSJC							
14 Additional Outdoor Warning Sirens [ID: 1301]							
CAP FB		\$10,000					
Unfunded			\$10,000				
Total		\$10,000	\$10,000				
15 Radio System Enhancement C00449 [ID: 507]							
CAP FB	\$650,000	\$650,000				2010	2010
Total	\$650,000	\$650,000					

Public Safety Funding Source Summary

CAP FB	\$650,000	\$660,000					
Cap Imp S Tax		\$1,366,000	\$937,000	\$2,941,000			
New Funding	\$650,000	\$2,026,000	\$937,000	\$2,941,000		\$0	
Unfunded			\$110,000	\$8,012,000			
Unfunded			\$110,000	\$8,012,000		\$0	
Total	\$650,000	\$2,026,000	\$1,047,000	\$10,953,000		\$0	

Public Safety Current Capital Projects

Fire

- 1 Additional Fire Station #9 C00306 [ID: 465] 2008 2009
- 2 Fire Stations 4-5-6 Sprinklers [ID: 1228] 2009 2010
- 3 Replace Existing Fire Station 7 C00261 [ID: 469] 2007 2008

Police

- 4 Columbia Police Training Facility C00262 [ID: 464] 2008 2009
- 5 CPD Channel 2 Radio Frequency Enhncmnt C00423 [ID: 510] 2010 2010
- 6 Records Management System [ID: 1307]

PSJC

- 7 Police/Fire ProQA Priority Dispatch System C00425 [ID: 509] 2008 2009

Public Safety Impact of Capital Projects

Additional Fire Station #9 C00306 [ID: 465]
 Approximately \$1,000,000 annual cost of personnel and other operations.

Additional Fire Station 3-5 Years [ID: 475]
 \$800,000 annual cost of personnel and other operations in 2006 dollars.

Additional Pumper for New Station [ID: 476]
 Additional fleet maintenance cost.

Columbia Police Training Facility C00262 [ID: 464]
 Facility to be fully operational in FY 2009. Operational costs such as utilities will not exceed \$15,000 for the year. These costs may be offset by use of other public safety agencies.

D = Year being designed; C = Year construction will begin.

For projects planned beyond five years, please refer to the City's Capital Improvement Plan Document.

Funding Source	Current Budget FY 2010	Proposed Budget FY 2011	Requested Budget FY 2012	Priority Needs FY 2013 - FY 2015	Future Cost	D	C
----------------	---------------------------	----------------------------	-----------------------------	-------------------------------------	-------------	---	---

Public Safety Impact of Capital Projects

Fire

Fire Apparatus Equipment C00195 [ID: 490]

Provides source for equipment that would otherwise require Supplemental funds.

Fire Stations 4-5-6 Sprinklers [ID: 1228]

Approximately \$800 annually for testing and maintenance of all three systems.

Police/Fire ProQA Priority Dispatch System C00425 [ID: 509]

This project will create consistency and reliability within the Communication Center.

D = Year being designed; C = Year construction will begin.

For projects planned beyond five years, please refer to the City's Capital Improvement Plan Document.

Other General Government

Annual and 5 Year Capital Projects

Funding Source	Current Budget FY 2010	Proposed Budget FY 2011	Requested Budget FY 2012	Priority Needs FY 2013 - FY 2015	Future Cost	D	C
Other General Govt							
1 Adopt A Spot C00100 [ID: 7]						2009	2009
Total							
2 Annual - Contingency C40138 [ID: 518]							
Gen Fd/PI	\$100,000	\$100,000	\$100,000	\$100,000			
Total	\$100,000	\$100,000	\$100,000	\$100,000			
3 Annual - Downtown Special Projects C00140 [ID: 519]							
Gen Fd/PI	\$100,000	\$100,000	\$100,000	\$100,000			
Total	\$100,000	\$100,000	\$100,000	\$100,000			
4 Pub Bldgs Major Maintenance/Renovation C00021 [ID: 514]							
Gen Fd/PI	\$75,000	\$100,000	\$75,000	\$75,000			
Total	\$75,000	\$100,000	\$75,000	\$75,000			
5 Eighth St. Plan Avenue of the Columns C00126 [ID: 526]						2011	2012
Gen Fd/PI		\$200,000					
PYA Gen Fd/PI		\$300,000					
Total		\$500,000					
6 Satellite Ops - Location in SW Columbia C00077 [ID: 517]						2011	2012
Contrib from Utilities			\$275,450				
PYA Gen Fd/PI			\$155,000				
Total			\$430,450				

Other General Government Funding Source Summary

Contrib from Utilities			\$275,450			
Gen Fd/PI	\$275,000	\$500,000	\$275,000	\$275,000		
New Funding	\$275,000	\$500,000	\$550,450	\$275,000	\$0	
PYA Gen Fd/PI		\$300,000	\$155,000			
Prior Year Funding		\$300,000	\$155,000		\$0	
Total	\$275,000	\$800,000	\$705,450	\$275,000	\$0	

Other General Government Current Capital Projects

1 Blind Boone Home C00123 [ID: 522]	2009	2010
2 Broadway Streetscape C00308 [ID: 516]	2008	2010
3 Downtown Cameras C00426 [ID: 1121]	2009	2009
4 Fleet Fuel Tank Upgrade C72001 [ID: 527]	1999	2008
5 Furnishings Remodeled Buildings C00258 [ID: 528]	2009	2010
6 Land Grissum Expansion - C00369 [ID: 1148]	2008	2008
7 Municipal Office Space Expansion C00099 [ID: 512]	2002	2008
8 Preliminary Project Studies C40140 [ID: 535]	2009	2009
9 Upg/Redundant Phone/IT Eqmnt Data Ctr C00287 [ID: 515]	2008	2009

Other General Government Impact of Capital Projects

D = Year being designed; C = Year construction will begin.

For projects planned beyond five years, please refer to the City's Capital Improvement Plan Document.

Funding Source	Current Budget FY 2010	Proposed Budget FY 2011	Requested Budget FY 2012	Priority Needs FY 2013 - FY 2015	Future Cost	D	C
----------------	---------------------------	----------------------------	-----------------------------	-------------------------------------	-------------	---	---

Other General Government Impact of Capital Projects

Other General Govt

Broadway Streetscape C00308 [ID: 516]

Minimal

Municipal Office Space Expansion C00099 [ID: 512]

Will increase operating space and maintenace and utilities associated. Will reduce lease expense in Police, Water & Light and other budgets. The operating impact will not occur until 2010. The City will seek Leadership in Environmental Engineering and Design (LEED) certification.


Upg/Redundant Phone/IT Eqmnt Data Ctr C00287 [ID: 515]

During the construction and move to the new data center, downtime will need to be kept to a minimum as services are moved to the new facility to avoid any significant service interruption. Operating costs will increase and be absorbed in the Information Technologies budget in 2009.

D = Year being designed; C = Year construction will begin.

For projects planned beyond five years, please refer to the City's Capital Improvement Plan Document.

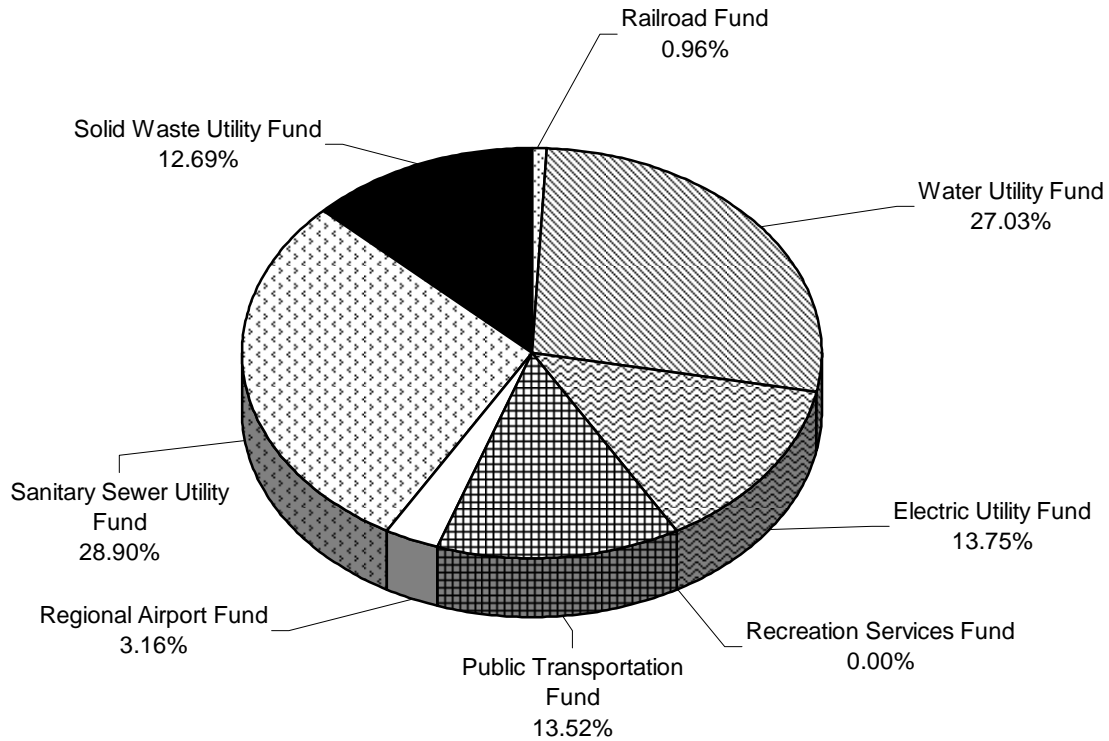
Capital Projects - Enterprise Funds



City of Columbia
Columbia, Missouri

THIS PAGE LEFT INTENTIONALLY BLANK

Enterprise Fund Capital Projects FY 2011



ENTERPRISE CAPITAL PROJECT EXPENDITURES

	Actual FY 2009	Budget FY 2010	Estimated FY 2010	Proposed FY 2011	% Change From Budget FY 2010
Capital Project Expenditures					
Railroad Fund	\$ 685,623	\$ 200,000	\$ 200,000	290,000	45.0%
Water Utility Fund	2,688,350	11,534,876	11,534,876	8,160,200	(29.3%)
Electric Utility Fund	7,978,911	33,368,796	33,368,796	4,150,000	(87.6%)
Recreation Services Fund	37,868	200,001	200,001		(100.0%)
Public Transportation Fund	43,285	520,298	520,298	4,080,885	684.3%
Regional Airport Fund	855,653	2,111,197	2,111,197	953,900	(54.8%)
Sanitary Sewer Utility Fund	7,998,405	63,425,371	63,425,371	8,725,350	(86.2%)
Parking Facilities Fund	2,659,302	466,200	466,200		(100.0%)
Solid Waste Utility Fund	450,728	1,583,000	1,583,000	3,830,000	141.9%
Storm Water Utility Fund	703,997				
Fleet Operations Fund	65,033				
Total	24,167,155	113,409,739	113,409,739	30,190,335	(73.4%)
LESS:					
Projects Reflected in Gen. Gov. CIP					
Recreation Services Fund	37,868	200,001	200,001		(100.0%)
Total Enterprise Fund CIP	24,129,287	113,209,738	113,209,738	30,190,335	(73.3%)

Enterprise Funds

Capital Projects Summary

Funding Source	Current Budget FY 2010	Proposed Budget FY 2011	Requested Budget FY 2012	Priority Needs FY 2013 - FY 2015	Future Cost
Electric Funding Source Summary					
2006 Ballot	\$6,333,796				
Ent Rev	\$1,920,000	\$4,150,000	\$4,830,000	\$16,900,000	
New Funding	\$8,253,796	\$4,150,000	\$4,830,000	\$16,900,000	\$0
PYA - various	\$900,000				
Prior Year Funding	\$900,000				\$0
Future Ballot		\$13,275,000	\$22,100,000	\$28,250,000	
Future Ballot		\$13,275,000	\$22,100,000	\$28,250,000	\$0
Total Electric	\$9,153,796	\$17,425,000	\$26,930,000	\$45,150,000	\$0

Water Funding Source Summary					
2008 Ballot	\$2,430,000	\$7,310,200	\$7,130,000	\$5,360,000	
Ent Rev	\$600,000	\$850,000	\$750,000	\$6,020,000	
New Funding	\$3,030,000	\$8,160,200	\$7,880,000	\$11,380,000	\$0
Unfunded				\$8,045,000	\$3,556,000
Unfunded				\$8,045,000	\$3,556,000
Total Water	\$3,030,000	\$8,160,200	\$7,880,000	\$19,425,000	\$3,556,000

Railroad Funding Source Summary					
Ent Rev	\$200,000	\$290,000	\$526,000	\$1,073,000	
EU Loan			\$100,000	\$750,000	
New Funding	\$200,000	\$290,000	\$626,000	\$1,823,000	\$0
Unfunded			\$41,000	\$200,000	
Unfunded			\$41,000	\$200,000	\$0
Total Railroad	\$200,000	\$290,000	\$667,000	\$2,023,000	\$0

Sewer Funding Source Summary					
2003 Ballot	\$2,700,000				
2008 Ballot	\$23,088,750	\$7,662,000	\$590,000	\$356,000	
Ent Rev	\$500,000	\$1,063,350	\$1,620,000	\$1,090,000	
New Funding	\$26,288,750	\$8,725,350	\$2,210,000	\$1,446,000	\$0
PYA Ballot		\$18,711,250	\$4,700,000		
PYA Ent Rev	\$18,650				
Prior Year Funding	\$18,650	\$18,711,250	\$4,700,000		\$0
Future Bond				\$2,000,000	
Future Bond				\$2,000,000	\$0
Future Ballot				\$5,700,000	
Future Ballot				\$5,700,000	\$0
Unfunded			\$330,000	\$9,225,000	\$2,940,000
Unfunded			\$330,000	\$9,225,000	\$2,940,000
Total Sewer	\$26,307,400	\$27,436,600	\$7,240,000	\$18,371,000	\$2,940,000

Enterprise Funds

Capital Projects Summary

Funding Source	Current Budget FY 2010	Proposed Budget FY 2011	Requested Budget FY 2012	Priority Needs FY 2013 - FY 2015	Future Cost
Storm Water Funding Source Summary					
Ent Rev				\$220,000	
New Funding				\$220,000	\$0
Future Ballot			\$2,355,218	\$6,622,726	\$496,000
Future Ballot			\$2,355,218	\$6,622,726	\$496,000
Total Storm Water			\$2,355,218	\$6,842,726	\$496,000

Solid Waste Funding Source Summary					
Ent Rev	\$350,000	\$3,830,000	\$1,050,000	\$9,086,200	
New Funding	\$350,000	\$3,830,000	\$1,050,000	\$9,086,200	\$0
Total Solid Waste	\$350,000	\$3,830,000	\$1,050,000	\$9,086,200	\$0

Parking Funding Source Summary					
Future Bond				\$11,787,500	
Future Bond				\$11,787,500	\$0
Total Parking				\$11,787,500	\$0

Transit Funding Source Summary					
Ent Rev		\$7,000			
FTA Grant	\$24,019	\$3,423,255	\$863,040	\$3,541,739	
Transp S Tax	\$6,004	\$650,630	\$215,760	\$821,561	
New Funding	\$30,023	\$4,080,885	\$1,078,800	\$4,363,300	\$0
PYA Transp S Tax		\$149,613			
Prior Year Funding		\$149,613			\$0
Total Transit	\$30,023	\$4,230,498	\$1,078,800	\$4,363,300	\$0

Airport Funding Source Summary					
Ent Rev		\$30,000	\$30,000	\$90,000	\$120,000
FAA Grant	\$1,181,173	\$754,205	\$28,089,739	\$27,747,975	
Transp S Tax	\$112,167	\$169,695	\$1,613,407	\$1,716,458	
New Funding	\$1,293,340	\$953,900	\$29,733,146	\$29,554,433	\$120,000
Total Airport	\$1,293,340	\$953,900	\$29,733,146	\$29,554,433	\$120,000

Overall Funding Source Summary					
2003 Ballot	\$2,700,000				
2006 Ballot	\$6,333,796				
2008 Ballot	\$25,518,750	\$14,972,200	\$7,720,000	\$5,716,000	
Ent Rev	\$3,570,000	\$10,220,350	\$8,806,000	\$34,479,200	\$120,000
EU Loan			\$100,000	\$750,000	
FAA Grant	\$1,181,173	\$754,205	\$28,089,739	\$27,747,975	
FTA Grant	\$24,019	\$3,423,255	\$863,040	\$3,541,739	
Transp S Tax	\$118,171	\$820,325	\$1,829,167	\$2,538,019	
New Funding	\$39,445,909	\$30,190,335	\$47,407,946	\$74,772,933	\$120,000

Enterprise Funds

Capital Projects Summary

Funding Source	Current Budget FY 2010	Proposed Budget FY 2011	Requested Budget FY 2012	Priority Needs FY 2013 - FY 2015	Future Cost
Overall Funding Source Summary					
PYA - various	\$900,000				
PYA Ballot		\$18,711,250	\$4,700,000		
PYA Ent Rev	\$18,650				
PYA Transp S Tax		\$149,613			
Prior Year Funding	\$918,650	\$18,860,863	\$4,700,000		\$0
Future Bond				\$13,787,500	
Future Bond				\$13,787,500	\$0
Future Ballot		\$13,275,000	\$24,455,218	\$40,572,726	\$496,000
Future Ballot		\$13,275,000	\$24,455,218	\$40,572,726	\$496,000
Unfunded			\$371,000	\$17,470,000	\$6,496,000
Unfunded			\$371,000	\$17,470,000	\$6,496,000
Total	\$40,364,559	\$62,326,198	\$76,934,164	\$146,603,159	\$7,112,000

Electric

Annual and 5 Year Capital Projects

Funding Source	Current Budget FY 2010	Proposed Budget FY 2011	Requested Budget FY 2012	Priority Needs FY 2013 - FY 2015	Future Cost	D	C
Electric							
1 Annual Commercial Expansion - EL0117 [ID: 556]							
2006 Ballot	\$500,000						
Ent Rev		\$700,000	\$700,000	\$2,300,000			
Total	\$500,000	\$700,000	\$700,000	\$2,300,000			
2 Annual Contingency - EL0009 [ID: 557]							
2006 Ballot	\$82,996						
Future Ballot			\$500,000	\$1,500,000			
Total	\$82,996		\$500,000	\$1,500,000			
3 Annual Distrib. Transformers & Capacitors-EL0021 [ID: 559]							
2006 Ballot	\$1,500,800						
Ent Rev			\$800,000	\$1,600,000			
Future Ballot				\$1,000,000			
Total	\$1,500,800		\$800,000	\$2,600,000			
4 Annual Fiber Optic Cable - EL0082 [ID: 560]							
Ent Rev	\$250,000	\$80,000	\$80,000	\$240,000			
Total	\$250,000	\$80,000	\$80,000	\$240,000			
5 Annual Load Management - EL0049 [ID: 561]							
Ent Rev	\$170,000	\$170,000	\$170,000	\$510,000			
Total	\$170,000	\$170,000	\$170,000	\$510,000			
6 Annual New Electric Connections - EL0053 [ID: 563]							
2006 Ballot	\$600,000						
Ent Rev	\$550,000	\$600,000	\$1,000,000	\$3,000,000			
Total	\$1,150,000	\$600,000	\$1,000,000	\$3,000,000			
7 Annual Replace Circuit Breakers - EL0153 [ID: 1109]							
Ent Rev	\$250,000			\$750,000			
Future Ballot		\$250,000	\$250,000				
Total	\$250,000	\$250,000	\$250,000	\$750,000			
8 Annual Replacement of Existing Overhead - EL0118 [ID: 651]							
Ent Rev	\$300,000		\$300,000	\$600,000			
Future Ballot		\$300,000		\$300,000			
Total	\$300,000	\$300,000	\$300,000	\$900,000			
9 Annual Replacement of Existing UG System EL0107 [ID: 562]							
2006 Ballot	\$200,000						
Ent Rev				\$600,000			
Future Ballot		\$200,000	\$200,000				
Total	\$200,000	\$200,000	\$200,000	\$600,000			
10 Annual Residential Expansion - EL0116 [ID: 564]							
2006 Ballot	\$750,000						
Ent Rev			\$700,000	\$2,300,000			
Total	\$750,000		\$700,000	\$2,300,000			
11 Annual Street Light Additions - EL0052 [ID: 565]							
2006 Ballot	\$200,000						
Ent Rev		\$200,000	\$200,000	\$600,000			
Total	\$200,000	\$200,000	\$200,000	\$600,000			

D = Year being designed; C = Year construction will begin.

For projects planned beyond five years, please refer to the City's Capital Improvement Plan Document.

Electric

Annual and 5 Year Capital Projects

Funding Source	Current Budget FY 2010	Proposed Budget FY 2011	Requested Budget FY 2012	Priority Needs FY 2013 - FY 2015	Future Cost	D	C
Electric							
12 Annual Substation Feeder Additions - EL0115 [ID: 566]							
2006 Ballot	\$1,500,000						
Ent Rev		\$400,000	\$600,000	\$1,800,000			
Future Ballot		\$1,200,000	\$1,000,000	\$3,000,000			
Total	\$1,500,000	\$1,600,000	\$1,600,000	\$4,800,000			
13 Annual Transmission System Replacement - EL0101 [ID: 567]							
2006 Ballot	\$250,000						
Ent Rev				\$750,000			
Future Ballot		\$250,000	\$250,000				
Total	\$250,000	\$250,000	\$250,000	\$750,000			
14 Annual Underground Conversion - EL0027 [ID: 555]							
Ent Rev	\$400,000			\$1,600,000			
Future Ballot		\$800,000	\$800,000	\$800,000			
Total	\$400,000	\$800,000	\$800,000	\$2,400,000			
15 161 Trans-Perche Sub to New South Sub - EL0150 [ID: 1054] 2011 2012							
Future Ballot		\$8,600,000					
Total		\$8,600,000					
16 161 Transmission-McBaine Sub to New S Sub - EL0148 [ID: 1050] 2010 2011							
2006 Ballot	\$750,000						
Future Ballot		\$1,675,000					
PYA - various	\$900,000						
Total	\$1,650,000	\$1,675,000					
17 69 Kv Relay Upgrade - Phase 2 - EL0145 [ID: 984] 2012 2012							
Ent Rev			\$280,000				
Total			\$280,000				
18 Business Loop 70 - Phase 6 Undergrounding - EL0141 [ID: 690] 2012 2012							
Future Ballot			\$4,200,000				
Total			\$4,200,000				
19 Opt1 Purch. 36 MW - Columbia Energy Center EL0113 [ID: 552] 2012 2012							
Future Ballot			\$14,900,000				
Total			\$14,900,000				
20 Primary Control Center - EL0164 [ID: 1330] 2011 2011							
Ent Rev		\$1,000,000					
Total		\$1,000,000					
21 Reconductor 69kV line - Boldstad - Switzler-EL0163 [ID: 1329] 2011 2011							
Ent Rev		\$500,000					
Total		\$500,000					
22 Relocation of 69kV Line - Hinkson to Perche EL0162 [ID: 1328] 2011 2011							
Ent Rev		\$500,000					
Total		\$500,000					
23 69 Kv Relay Upgrade - Phase 3 - EL0146 [ID: 985] 2013 2013							
Ent Rev				\$250,000			
Total				\$250,000			

D = Year being designed; C = Year construction will begin.

For projects planned beyond five years, please refer to the City's Capital Improvement Plan Document.

Electric

Annual and 5 Year Capital Projects

Funding Source	Current Budget FY 2010	Proposed Budget FY 2011	Requested Budget FY 2012	Priority Needs FY 2013 - FY 2015	Future Cost	D	C
Electric							
24 Business Loop 70 - Phase 5 Undergrounding - EL0140 [ID: 689]						2013	2013
Future Ballot				\$2,450,000			
Total				\$2,450,000			
25 Landfill Gas Generator Expansion - EL0155 [ID: 1166]						2015	2015
Future Ballot				\$2,000,000			
Total				\$2,000,000			
26 New Water Reservoir @ Power Plant - EL0124 [ID: 654]						2013	2013
Future Ballot				\$1,700,000			
Total				\$1,700,000			
27 Opt2 Purch. 36 MW - Columbia Energy Center EL0114 [ID: 553]						2014	2014
Future Ballot				\$15,500,000			
Total				\$15,500,000			

Electric Funding Source Summary

2006 Ballot	\$6,333,796					
Ent Rev	\$1,920,000	\$4,150,000	\$4,830,000	\$16,900,000		
New Funding	\$8,253,796	\$4,150,000	\$4,830,000	\$16,900,000	\$0	
PYA - various	\$900,000					
Prior Year Funding	\$900,000				\$0	
Future Ballot		\$13,275,000	\$22,100,000	\$28,250,000		
Future Ballot		\$13,275,000	\$22,100,000	\$28,250,000	\$0	
Total	\$9,153,796	\$17,425,000	\$26,930,000	\$45,150,000	\$0	

Electric Current Capital Projects

1	161 Kv Substation Relay Replacement - EL0143 [ID: 982]	2009	2009
2	69 Kv Relay Upgrade - Phase 1 - EL0144 [ID: 983]	2010	2011
3	BLoop 70 - Phase 2 Undrgrndg Parkade-Jeff - EL0119 [ID: 550]	2008	2010
4	BLoop 70 - Phase 4 Undrgrndg Garth-Prov - EL0127 [ID: 675]	2010	2011
5	Broadway Undergrounding - EL0120 [ID: 549]	2009	2010
6	Business Loop 70 - Phase 3 Undergrounding - EL0126 [ID: 674]	2009	2010
7	Clark Ln-Rte PP to St.Charles Rd-SLA EL0135 [ID: 684]	2008	2011
8	Coal Bunkers & Machine Storage Shed - EL0100 [ID: 569]	2007	2011
9	Distr. Center/Yard - Consoldtn & Expnsn EL0106 [ID: 545]	2007	2011
10	E.Broadway-Hinkson Creek-Brickton Dr.SLA EL0134 [ID: 683]	2008	2011
11	Green Meadows-Providence to Gray Oak-SLA EL0136 [ID: 685]	2010	2010
12	Harmony Branch 211 - Substation Feeder - EL0128 [ID: 676]	2008	2010
13	Maguire - Street Light Addition EL0137 [ID: 686]	2010	2010
14	Mexico Gravel Rd SLA - EL0138 [ID: 687]	2008	2010
15	New South Side 161/13.8 Kv Substation - EL0121 [ID: 551]	2010	2010
16	Power Plant Rail Spur - EL0125 [ID: 655]	2010	2010

D = Year being designed; C = Year construction will begin.

For projects planned beyond five years, please refer to the City's Capital Improvement Plan Document.

Funding Source	Current Budget FY 2010	Proposed Budget FY 2011	Requested Budget FY 2012	Priority Needs FY 2013 - FY 2015	Future Cost	D	C
Electric Current Capital Projects							
Electric							
17						2010	2010
18						2010	2011
19						2008	2011
20						2010	2010
21						2010	2010
22						2010	2010

Electric Impact of Capital Projects	
Annual Commercial Expansion - EL0117 [ID: 556]	
Incremental impact on operational costs. General growth in system will require additional maintenance with periodic increase in staff.	
Annual Distrib. Transformers & Capacitors-EL0021 [ID: 559]	
Incremental impact on operational costs. General growth in system will require additional maintenance with periodic increase in staff.	
Annual Fiber Optic Cable - EL0082 [ID: 560]	
Incremental impact on operational costs. General growth in system will require additional maintenance with periodic increase in staff.	
Annual Load Management - EL0049 [ID: 561]	
Growth in number of switches requires additional people to check and maintain. Installation reduces growth in system load, thereby reducing purchased power costs.	
Annual New Electric Connections - EL0053 [ID: 563]	
Incremental impact on operational costs. General growth in system will require additional maintenance with periodic increase in staff.	
Annual Replacement of Existing UG System EL0107 [ID: 562]	
Work is performed because of numerous faults on a line. Replacing problem cable will reduce outages.	
Annual Residential Expansion - EL0116 [ID: 564]	
Incremental impact on operational costs. General growth in system will require additional maintenance with periodic increase in staff.	
Annual Street Light Additions - EL0052 [ID: 565]	
Incremental impact on operational costs. General growth in system will require additional maintenance with periodic increase in staff.	
Annual Substation Feeder Additions - EL0115 [ID: 566]	
Incremental impact on operational costs. General growth in system will require additional maintenance with periodic increase in staff.	
Annual Underground Conversion - EL0027 [ID: 555]	
Long-term could reduce maintenance	
Maguire - Street Light Addition EL0137 [ID: 686]	
Additional lights to maintain	
Mexico Gravel Rd SLA - EL0138 [ID: 687]	
More lights to maintain	
New South Side 161/13.8 Kv Substation - EL0121 [ID: 551]	
Additional substation to maintain may require additional staff.	
Transmission Improvements - EL0112 [ID: 548]	
Incremental impact on operational costs. General growth in system will require additional maintenance with periodic increase in staff.	

D = Year being designed; C = Year construction will begin.

For projects planned beyond five years, please refer to the City's Capital Improvement Plan Document.

Water

Annual and 5 Year Capital Projects

Funding Source	Current Budget FY 2010	Proposed Budget FY 2011	Requested Budget FY 2012	Priority Needs FY 2013 - FY 2015	Future Cost	D	C
Water							
1 Annual Close Loops - WT0123 [ID: 586]							
2008 Ballot		\$66,300	\$250,000	\$250,000			
Ent Rev	\$100,000	\$150,000		\$465,000			
Total	\$100,000	\$216,300	\$250,000	\$715,000			
2 Annual Contingency - WT0009 [ID: 718]							
2008 Ballot	\$100,000	\$65,000	\$100,000	\$200,000			
Total	\$100,000	\$65,000	\$100,000	\$200,000			
3 Annual Differential Payments - WT0143 [ID: 642]							
2008 Ballot	\$100,000	\$100,000	\$100,000	\$300,000			
Ent Rev				\$100,000			
Total	\$100,000	\$100,000	\$100,000	\$400,000			
4 Annual Fire Hydrants & Valve Replacements - WT0127 [ID: 587]							
2008 Ballot	\$200,000	\$250,000	\$250,000	\$250,000			
Ent Rev				\$500,000			
Total	\$200,000	\$250,000	\$250,000	\$750,000			
5 Annual Main Relctn for Streets & Highways - WT0125 [ID: 589]							
2008 Ballot	\$360,000	\$500,000	\$330,000	\$1,021,500			
Ent Rev				\$630,000			
Total	\$360,000	\$500,000	\$330,000	\$1,651,500			
6 Annual New Srvc Connections:Install/Rpl WT0128 [ID: 592]							
Ent Rev	\$500,000	\$700,000	\$750,000	\$2,645,000			
Total	\$500,000	\$700,000	\$750,000	\$2,645,000			
7 Annual Water Main Replacements - WT0130 [ID: 590]							
2008 Ballot	\$500,000	\$315,000	\$750,000	\$1,500,000			
Ent Rev				\$1,680,000			
Total	\$500,000	\$315,000	\$750,000	\$3,180,000			
8 16"Main-BrownStationRd-Route B to Peabody-WT0230 [ID: 1284] 2011 2011							
2008 Ballot		\$340,000					
Total		\$340,000					
9 Drill Alluvial Well #16 - WT0134 [ID: 577] 2009 2010							
2008 Ballot		\$35,000					
Total		\$35,000					
10 DT: Rpl Valves on Broadway - WT0149 [ID: 648] 2011 2011							
2008 Ballot		\$150,000					
Total		\$150,000					
11 EC: Univ Av: Ann St-Rock Hill Close Lp WT0193 [ID: 714] 2010 2011							
2008 Ballot		\$97,650					
Total		\$97,650					
12 Fairmnt Dr: Fieldcrest-Parkridge Close Loop WT0195 [ID: 716] 2010 2011							
2008 Ballot		\$26,250					
Total		\$26,250					

D = Year being designed; C = Year construction will begin.

For projects planned beyond five years, please refer to the City's Capital Improvement Plan Document.

Water

Annual and 5 Year Capital Projects

Funding Source	Current Budget FY 2010	Proposed Budget FY 2011	Requested Budget FY 2012	Priority Needs FY 2013 - FY 2015	Future Cost	D	C
Water							
13 Garth - Forest to Bus Loop Main Replacement WT0222 [ID: 1164]						2011	2011
2008 Ballot		\$95,000					
Total		\$95,000					
14 Oakland Church Road - 12,000' of 16" Main - WT0209 [ID: 1004]						2011	2012
2008 Ballot		\$200,000	\$3,065,000				
Total		\$200,000	\$3,065,000				
15 Quail Drive - Main Relocation - WT0188 [ID: 709]						2012	2012
2008 Ballot			\$170,000				
Total			\$170,000				
16 Route PP Main Upgrade - 25,000' of 12" Main-WT0171 [ID: 691]						2010	2011
2008 Ballot	\$1,170,000	\$1,170,000					
Total	\$1,170,000	\$1,170,000					
17 S Section of 24" East Transmsn Main WT0137 [ID: 584]						2009	2012
2008 Ballot		\$3,900,000	\$1,830,000				
Total		\$3,900,000	\$1,830,000				
18 Smith Dr: Silver Thorne-Scott Blvd CI Lps WT0196 [ID: 717]						2011	2012
2008 Ballot			\$285,000				
Total			\$285,000				
19 16" Main-Hwy63 - West Crossing to Stadium-WT0229 [ID: 1283]						2013	2013
Unfunded				\$297,000			
Total				\$297,000			
20 8" Main-Rangeline-Smith to Bus Lp 70 - WT0227 [ID: 1281]						2013	2013
Unfunded				\$112,000			
Total				\$112,000			
21 ASR #3 - Conversion of Existing Deep Well - WT0140 [ID: 581]						2015	2015
Unfunded				\$600,000			
Total				\$600,000			
22 Backup Generators for ASR's & Pump Stations WT0150 [ID: 649]						2014	2015
2008 Ballot				\$500,000			
Unfunded				\$630,000			
Total				\$1,130,000			
23 Bus Loop - Phase 3&4 - 2,600' Main Replace -WT0198 [ID: 720]						2012	2013
2008 Ballot				\$660,000			
Total				\$660,000			
24 Bus Loop - Phase 5 - 3,800' Main Replace - WT0199 [ID: 721]						2015	2015
Unfunded				\$1,322,000			
Total				\$1,322,000			
25 Convert Constant Speed Pumps to Variable WT0145 [ID: 644]						2015	2015
Unfunded				\$880,000			
Total				\$880,000			

D = Year being designed; C = Year construction will begin.

For projects planned beyond five years, please refer to the City's Capital Improvement Plan Document.

Water

Annual and 5 Year Capital Projects

Funding Source	Current Budget FY 2010	Proposed Budget FY 2011	Requested Budget FY 2012	Priority Needs FY 2013 - FY 2015	Future Cost	D	C
Water							
26 DT: 6th St: Broadway to Elm Main Upgrade WT0177 [ID: 697]						2014	2015
Unfunded				\$255,000			
Total				\$255,000			
27 DT: 7th St: Broadway to Ash Main Rpl WT0166 [ID: 669]						2014	2015
Unfunded				\$147,000			
Total				\$147,000			
28 DT: Locust: 6th to 8th Main Upgrade - WT0175 [ID: 695]						2014	2015
Unfunded				\$118,000			
Total				\$118,000			
29 DT: Locust: Hitt to Waugh Main Upgrade WT0173 [ID: 693]						2015	2015
Unfunded				\$95,000			
Total				\$95,000			
30 DT: Paquin Av: Hitt to College Main Upgrade WT0176 [ID: 696]						2014	2015
Unfunded				\$190,000			
Total				\$190,000			
31 Hackberry - 6,000' of 12" Main - WT0208 [ID: 1003]						2013	2014
2008 Ballot				\$600,000			
Total				\$600,000			
32 Lower Bear Creek Main Relocation WT0192 [ID: 713]						2014	2014
2008 Ballot				\$25,000			
Total				\$25,000			
33 NC: 4th St: Hickman-Wilkes Main Rpl WT0170 [ID: 673]						2014	2015
Unfunded				\$147,000			
Total				\$147,000			
34 NC: Hickman Av: Providence-Washingtn MR WT0169 [ID: 672]						2014	2015
Unfunded				\$147,000			
Total				\$147,000			
35 NC: Wilkes Blvd: Providence-Washingtn MR WT0168 [ID: 671]						2014	2015
Unfunded				\$140,000			
Total				\$140,000			
36 Sludge Removal Site - WT0148 [ID: 647]						2015	2015
Unfunded				\$750,000			
Total				\$750,000			
37 Vandiver/Sylvan Storm Drainage -Main Relctn WT0190 [ID: 711]						2014	2014
2008 Ballot				\$53,500			
Total				\$53,500			
38 Bus Loop - Phase 6A - 3,200' Main Replace - WT0200 [ID: 722]						2015	2016
Unfunded					\$1,158,000		
Total					\$1,158,000		

D = Year being designed; C = Year construction will begin.

For projects planned beyond five years, please refer to the City's Capital Improvement Plan Document.

Water

Annual and 5 Year Capital Projects

Funding Source	Current Budget FY 2010	Proposed Budget FY 2011	Requested Budget FY 2012	Priority Needs FY 2013 - FY 2015	Future Cost	D	C
Water							
39 Gas Chlorination System Conversion - WT0146 [ID: 645]						2015	2016
Unfunded				\$950,000	\$988,000		
Total				\$950,000	\$988,000		
40 Heller Road (E) 10,000' of 16" Main - WT0178 [ID: 698]						2015	2016
Unfunded				\$1,265,000	\$1,315,000		
Total				\$1,265,000	\$1,315,000		
41 Mexco Grvl Rd: Manchester-Billy Jean Mn Rpl WT0179 [ID: 699]						2015	2016
Unfunded					\$95,000		
Total					\$95,000		

Water Funding Source Summary

2008 Ballot	\$2,430,000	\$7,310,200	\$7,130,000	\$5,360,000		
Ent Rev	\$600,000	\$850,000	\$750,000	\$6,020,000		
New Funding	\$3,030,000	\$8,160,200	\$7,880,000	\$11,380,000	\$0	
Unfunded				\$8,045,000	\$3,556,000	
Unfunded				\$8,045,000	\$3,556,000	
Total	\$3,030,000	\$8,160,200	\$7,880,000	\$19,425,000	\$3,556,000	

Water Current Capital Projects

1	12" Main Providence: Vandiver - Blueridge - WT0135 [ID: 574]	2008	2008
2	12" Main-Broadway - 8th to 9th - WT0228 [ID: 1282]		
3	16" Main-Williams St - Brdwy to Anthony - WT0226 [ID: 1280]		
4	8" Main - Lake-of-the-Woods WT0218 [ID: 1160]	2010	2010
5	Bernadette Sidewalk - WT0219 [ID: 1161]	2010	2010
6	BL 70 Phase 2:Jackson-Jefferson Main Rpl WT0131 [ID: 576]	2008	2010
7	BL 70 Phase 6B - 3,400' Main Replace - WT0197 [ID: 719]	2010	2012
8	Broadway Main Replacement Garth to W Blvd - WT0141 [ID: 575]	2010	2013
9	Cartman Rd - Bollard to Heller Close Loop - WT0223 [ID: 1165]	2010	2010
10	Country Club Dr S:Old 63 E - Main Rpl WT0158 [ID: 661]	2010	2011
11	Drill Alluvial Wells #17 and #18 - WT0138 [ID: 582]	2010	2012
12	DT: Providence:Broadway to Locust Main Upg WT0172 [ID: 692]	2008	2010
13	DT: Providence:Locust to Elm Main Rpl WT0163 [ID: 666]	2010	2010
14	EC: Anthony St: College to William Main Rpl WT0160 [ID: 663]	2009	2009
15	EC: Cliff Dr: Hawthorne Dr-Univ Cloose Lp WT0154 [ID: 657]	2010	2010
16	EC: Cliff,Univ,Hilltop,Hawthorn, Rock HI MR WT0164 [ID: 667]	2010	2011
17	EC: Rosemary Ln: College-William Main Rpl WT0157 [ID: 660]	2009	2009
18	EC: Wilson Av: E of College-Wm Main Rpl WT0161 [ID: 664]	2010	2010
19	GL: Bingham Rd: Providence-Wayne Main Rpl WT0162 [ID: 665]	2010	2010
20	GL: Burnham/Rollins/Providence Intrsectn MR WT0184 [ID: 705]	2010	2010
21	Hillsdale PS - 1.5 MG Ground Storage Tank - WT0207 [ID: 1002]	2008	2010
22	Hinkson Bank Stabilization - 36" Main - WT0224 [ID: 1195]	2010	2010
23	Hominy Branch: Main Relocation WT0191 [ID: 712]	2009	2010

D = Year being designed; C = Year construction will begin.

For projects planned beyond five years, please refer to the City's Capital Improvement Plan Document.

Funding Source	Current Budget FY 2010	Proposed Budget FY 2011	Requested Budget FY 2012	Priority Needs FY 2013 - FY 2015	Future Cost	D	C
-----------------------	-----------------------------------	------------------------------------	-------------------------------------	---	--------------------	----------	----------

Water Current Capital Projects

Water

24	I-70 - Close Loops - WT0153 [ID: 656]					2010	2010
25	Jeff Jr High Main Upgrade for Fire Flow - WT0201 [ID: 976]					2009	2009
26	Kircher Road - 3,000' of 12" Main Upgrade - WT0174 [ID: 694]					2009	2011
27	Loop Closure of 8" Mains S of Nifong Blvd WT0139 [ID: 583]					2010	2010
28	Maguire - 12" Main - WT0214 [ID: 1136]					2009	2009
29	Mexico Gravel - Main Relocation - WT0215 [ID: 1137]					2010	2010
30	N Section of 24" East Transmsn Main WT0136 [ID: 578]					2009	2012
31	NC: Providence Rd N @ Douglas HS - Main Rpl WT0165 [ID: 668]					2010	2010
32	NC: Rangeline St & Smith St Main Relctn WT0189 [ID: 710]					2009	2009
33	New Well Metering WT0151 [ID: 650]					2009	2009
34	Paint WTP Basins - WT0144 [ID: 643]					2009	2010
35	Providence Rd @ Stewart Rd - Close Loop - WT0155 [ID: 658]					2010	2010
36	Rangeline Main Replacement-Rogers to Wilkes-WT0225 [ID: 1233]					2010	2010
37	Replumb Influent Connections at WTP WT0211 [ID: 1110]					2009	2010
38	Scott Blvd - Main Relocation WT0216 [ID: 1138]					2009	2009
39	Stadium Blvd @ Bernadette Dr - Close Loops WT0156 [ID: 659]					2010	2010
40	Sunflower Main Relocation - WT0221 [ID: 1163]					2010	2011
41	Upgrade Transformers & Switchgear @ WTP - WT0147 [ID: 646]					2010	2010
42	Water Treatment Plt-Treatment Modification-WT0217 [ID: 1139]					2009	2010
43	West I-70 Crossings - WT0119 [ID: 604]					2014	2015

Water Impact of Capital Projects

Annual Close Loops - WT0123 [ID: 586]
Incremental impact on operational costs. General growth in system will require additional maintenance with periodic increase in staff.
Annual Differential Payments - WT0143 [ID: 642]
Expansion of system requires additional maintenance
Annual Fire Hydrants & Valve Replacements - WT0127 [ID: 587]
Incremental impact on operational costs. General growth in system will require additional maintenance with periodic increase in staff.
Annual Main Relctn for Streets & Highways - WT0125 [ID: 589]
Incremental impact on operational costs. General growth in system will require additional maintenance with periodic increase in staff.
Annual New Srvc Connections:Install/Rpl WT0128 [ID: 592]
Incremental impact on operational costs. General growth in system will require additional maintenance with periodic increase in staff.
Annual Water Main Replacements - WT0130 [ID: 590]
Incremental impact on operational costs. General growth in system will require additional maintenance with periodic increase in staff.
ASR #3 - Conversion of Existing Deep Well - WT0140 [ID: 581]
Incremental impact on operational costs. An additional ASR well to maintain.
Backup Generators for ASR's & Pump Stations WT0150 [ID: 649]
Increased maintenance requirement
Convert Constant Speed Pumps to Variable WT0145 [ID: 644]
Will provide greater flexibility in operation
Drill Alluvial Well #16 - WT0134 [ID: 577]
Incremental impact on operational costs. Additional well to maintain
Drill Alluvial Wells #17 and #18 - WT0138 [ID: 582]
Incremental impact on operational costs. Two additional wells to maintain.
DT: Rpl Valves on Broadway - WT0149 [ID: 648]
Better control of system
Gas Chlorination System Conversion - WT0146 [ID: 645]
Safer process for handling chlorine

D = Year being designed; C = Year construction will begin.

For projects planned beyond five years, please refer to the City's Capital Improvement Plan Document.

Funding Source	Current Budget FY 2010	Proposed Budget FY 2011	Requested Budget FY 2012	Priority Needs FY 2013 - FY 2015	Future Cost	D	C
----------------	---------------------------	----------------------------	-----------------------------	-------------------------------------	-------------	---	---

Water Impact of Capital Projects

Water

New Well Metering WT0151 [ID: 650]

Improved information

S Section of 24" East Transmsn Main WT0137 [ID: 584]

Provides more reliable system.

Sludge Removal Site - WT0148 [ID: 647]

Insures site for sludge, reduces transportation costs

Upgrade Transformers & Switchgear @ WTP - WT0147 [ID: 646]

Improve reliability of system

D = Year being designed; C = Year construction will begin.

For projects planned beyond five years, please refer to the City's Capital Improvement Plan Document.

Railroad

Annual and 5 Year Capital Projects

Funding Source	Current Budget FY 2010	Proposed Budget FY 2011	Requested Budget FY 2012	Priority Needs FY 2013 - FY 2015	Future Cost	D	C
Railroad							
1 Annual Capital Maintenance - ER0045 [ID: 626]							
Ent Rev		\$15,000	\$31,000	\$101,000			
Total		\$15,000	\$31,000	\$101,000			
2 Annual Rail Replacement Program - ER0014 [ID: 627]							
Ent Rev	\$25,000	\$25,000	\$51,000	\$161,000			
Total	\$25,000	\$25,000	\$51,000	\$161,000			
3 Annual Roadway Program - ER0007 [ID: 628]							
Ent Rev			\$10,000	\$30,000			
Total			\$10,000	\$30,000			
4 Annual Surfacing Program - ER0013 [ID: 629]							
Ent Rev	\$50,000	\$25,000	\$51,000	\$161,000			
Total	\$50,000	\$25,000	\$51,000	\$161,000			
5 Annual Tie Program - ER0012 [ID: 630]							
Ent Rev	\$125,000	\$125,000	\$173,000	\$540,000			
Total	\$125,000	\$125,000	\$173,000	\$540,000			
6 College Avenue Crossing - ER0065 [ID: 1274]							
Ent Rev		\$70,000				2011	2011
Total		\$70,000					
7 Elm Street Crossing - ER0032 [ID: 620]							
Ent Rev		\$30,000				2011	2011
Total		\$30,000					
8 N Browns Station Drive Crossing - ER0024 [ID: 621]							
Ent Rev			\$30,000			2012	2012
Total			\$30,000				
9 Replace ETI Turnout - ER0041 [ID: 614]							
Ent Rev			\$38,000			2008	2012
Total			\$38,000				
10 Treat Timber Bridges - ER0067 [ID: 1276]							
Ent Rev			\$30,000			2012	2012
Total			\$30,000				
11 Waco Road Crossing Surface - ER0051 [ID: 622]							
Ent Rev			\$62,000			2012	2012
Total			\$62,000				
12 Wilkes Blvd. Crossing - ER0033 [ID: 616]							
Unfunded			\$41,000			2012	2012
Total			\$41,000				
13 Wright Drive Crossing - ER0034 [ID: 623]							
Ent Rev			\$30,000			2012	2012
Total			\$30,000				

D = Year being designed; C = Year construction will begin.

For projects planned beyond five years, please refer to the City's Capital Improvement Plan Document.

Railroad

Annual and 5 Year Capital Projects

Funding Source	Current Budget FY 2010	Proposed Budget FY 2011	Requested Budget FY 2012	Priority Needs FY 2013 - FY 2015	Future Cost	D	C
Railroad							
14 Bridge 674 - ER0066 [ID: 1275]						2012	2013
Ent Rev			\$20,000	\$40,000			
Total			\$20,000	\$40,000			
15 Brown Station Retaining Wall - ER0015 [ID: 619]						2015	2015
Ent Rev				\$40,000			
Total				\$40,000			
16 Engine House Tracks - ER0059 [ID: 652]						2014	2014
EU Loan				\$150,000			
Total				\$150,000			
17 Heuchan Siding - ER0026 [ID: 625]						2015	2015
Unfunded				\$200,000			
Total				\$200,000			
18 Railroad Operations Center - ER0055 [ID: 613]						2012	2014
EU Loan			\$100,000	\$600,000			
Total			\$100,000	\$600,000			

Railroad Funding Source Summary

Ent Rev	\$200,000	\$290,000	\$526,000	\$1,073,000	
EU Loan			\$100,000	\$750,000	
New Funding	\$200,000	\$290,000	\$626,000	\$1,823,000	\$0
Unfunded			\$41,000	\$200,000	
Unfunded			\$41,000	\$200,000	\$0
Total	\$200,000	\$290,000	\$667,000	\$2,023,000	\$0

Railroad Current Capital Projects

1	RR Bridge - ER0063 [ID: 1278]	2009	2010
2	Sims Street Closure - ER0064 [ID: 1279]	2010	2010
3	STM US63 Grade Separation - ER058J [ID: 1230]	2009	2009
4	US 63 Crossings - ER0056 [ID: 615]	2010	2010

Railroad Impact of Capital Projects

Railroad Operations Center - ER0055 [ID: 613]

Significant reductions in train miles operated will greatly improve railroad efficiency, customer service, and public safety.

D = Year being designed; C = Year construction will begin.

For projects planned beyond five years, please refer to the City's Capital Improvement Plan Document.

Sewer

Annual and 5 Year Capital Projects

Funding Source	Current Budget FY 2010	Proposed Budget FY 2011	Requested Budget FY 2012	Priority Needs FY 2013 - FY 2015	Future Cost	D	C
Sewer							
1 Annual 100-Acre Point Trunks Revolving Fd - C43111 [ID: 749]							
2008 Ballot	\$400,000	\$260,000					
Total	\$400,000	\$260,000					
2 Annual Private Common Collectors - C43112 [ID: 752]							
2008 Ballot	\$300,000	\$710,000					
Total	\$300,000	\$710,000					
3 Annual Sewer Main and Manhole Rehab - C43100 [ID: 753]							
2008 Ballot	\$807,500	\$500,000					
Ent Rev			\$500,000	\$500,000			
Total	\$807,500	\$500,000	\$500,000	\$500,000			
4 Annual Sewer System Improvements - C43183 [ID: 750]							
Ent Rev	\$500,000	\$500,000	\$500,000	\$500,000			
Total	\$500,000	\$500,000	\$500,000	\$500,000			
5 Bear Creek Bank Stab - Wonder Bread site [ID: 1267]							
Ent Rev		\$200,000				2010	2011
Total		\$200,000					
6 Haystack Acres Pump Station Interceptor [ID: 1304]							
Ent Rev		\$50,000	\$420,000			2011	2012
Total		\$50,000	\$420,000				
7 Highview Avenue Sewer Replacement [ID: 1323]							
Ent Rev		\$60,000				2011	2011
Total		\$60,000					
8 Hominy Branch Outfall relief Sewer C43210 [ID: 797]							
2003 Ballot	\$2,700,000					2009	2011
2008 Ballot		\$1,200,000					
Total	\$2,700,000	\$1,200,000					
9 PCCE # 3 - Stewart & Medavista - C43198 [ID: 780]							
2008 Ballot		\$314,000				2008	2011
Total		\$314,000					
10 PCCE # 8 : Thilly Lathrop C43221 [ID: 1241]							
2008 Ballot		\$285,000	\$285,000			2010	2012
Total		\$285,000	\$285,000				
11 PCCE #15 - Anderson Ave. [ID: 1193]							
2008 Ballot	\$25,000		\$85,000			2010	2012
Total	\$25,000		\$85,000				
12 PCCE #19 - Sunset Lane [ID: 1342]							
2008 Ballot	\$50,000		\$220,000			2010	2012
Total	\$50,000		\$220,000				
13 Rangeline Sewer Replacement [ID: 1325]							
Ent Rev		\$93,350				2010	2011
PYA Ent Rev	\$18,650						
Total	\$18,650	\$93,350					

D = Year being designed; C = Year construction will begin.

For projects planned beyond five years, please refer to the City's Capital Improvement Plan Document.

Sewer

Annual and 5 Year Capital Projects

Funding Source	Current Budget FY 2010	Proposed Budget FY 2011	Requested Budget FY 2012	Priority Needs FY 2013 - FY 2015	Future Cost	D	C
Sewer							
14 Sewer District #165 - Maple Bluff Dr. Area C43207 [ID: 1027]						2009	2011
2008 Ballot		\$363,000					
Total		\$363,000					
15 Sewer District #170 - South Bethel Church Road [ID: 1158]						2011	2012
2008 Ballot		\$30,000					
Unfunded			\$330,000				
Total		\$30,000	\$330,000				
16 Upper Hinkson Creek Outfall Ext. C43213 [ID: 806]						2010	2011
2008 Ballot	\$2,700,000	\$4,000,000					
Total	\$2,700,000	\$4,000,000					
17 Valley View Pump Station Interceptor [ID: 1305]						2011	2012
Ent Rev		\$40,000	\$200,000				
Total		\$40,000	\$200,000				
18 Woodrail Pump Station Replacement [ID: 1306]						2011	2011
Ent Rev		\$120,000					
Total		\$120,000					
19 WWTP Improvement Project Phase I - C43194 [ID: 791]						2008	2010
2008 Ballot	\$18,711,250						
PYA Ballot		\$18,711,250	\$4,700,000				
Total	\$18,711,250	\$18,711,250	\$4,700,000				
20 B-9 Relief Sewer - Garth & Vandiver [ID: 795]						2013	2014
Unfunded				\$600,000			
Total				\$600,000			
21 C-5 Trunk Relief Swr-Rock Quarry:Nifong-Zoe [ID: 802]						2014	2015
Unfunded				\$250,000			
Total				\$250,000			
22 Gans Creek Pump Station Upgrade [ID: 1196]						2013	2014
Unfunded				\$2,200,000			
Total				\$2,200,000			
23 M-2 Interceptor Relief -Merideth Branch Crk [ID: 796]						2014	2015
Unfunded				\$390,000			
Total				\$390,000			
24 PCCE #11 - Wilson Street / High Street [ID: 1339]						2010	2013
2008 Ballot	\$30,000			\$95,000			
Total	\$30,000			\$95,000			
25 PCCE #13 - Hunt Court [ID: 1340]						2010	2013
2008 Ballot	\$15,000			\$41,000			
Total	\$15,000			\$41,000			
26 PCCE #17 - Wilson Street / Ross Street [ID: 1341]						2010	2013
2008 Ballot	\$50,000			\$220,000			
Total	\$50,000			\$220,000			

D = Year being designed; C = Year construction will begin.

For projects planned beyond five years, please refer to the City's Capital Improvement Plan Document.

Sewer

Annual and 5 Year Capital Projects

Funding Source	Current Budget FY 2010	Proposed Budget FY 2011	Requested Budget FY 2012	Priority Needs FY 2013 - FY 2015	Future Cost	D	C
Sewer							
27 Sexton Road Relief Sewer [ID: 1326]						2013	2014
Unfunded				\$2,200,000			
Total				\$2,200,000			
28 WWTP - Digester Complex Improvements [ID: 1303]						2014	2015
Future Ballot				\$3,300,000			
Total				\$3,300,000			
29 WWTP - Fine Screen Facility [ID: 1302]						2014	2015
Future Ballot				\$2,400,000			
Total				\$2,400,000			
30 B-8 Relief Sewer - Rangeline & Vandiver [ID: 794]						2015	2016
Unfunded				\$200,000	\$1,400,000		
Total				\$200,000	\$1,400,000		
31 Lower Southwest Outfall Relief Sewer [ID: 798]						2015	2016
Unfunded				\$60,000	\$640,000		
Total				\$60,000	\$640,000		
32 Southwest Trunk #2 Relief Sewer [ID: 799]						2015	2016
Unfunded				\$50,000	\$650,000		
Total				\$50,000	\$650,000		
33 Stephens Park Sewer Relocation [ID: 747]						2015	2016
Ent Rev				\$90,000			
Total				\$90,000			
34 Upper Southwest Outfall Relief [ID: 800]						2015	2016
Unfunded				\$25,000	\$250,000		
Total				\$25,000	\$250,000		

Sewer Funding Source Summary

2003 Ballot	\$2,700,000						
2008 Ballot	\$23,088,750	\$7,662,000	\$590,000	\$356,000			
Ent Rev	\$500,000	\$1,063,350	\$1,620,000	\$1,090,000			
New Funding	\$26,288,750	\$8,725,350	\$2,210,000	\$1,446,000			\$0
PYA Ballot		\$18,711,250	\$4,700,000				
PYA Ent Rev	\$18,650						
Prior Year Funding	\$18,650	\$18,711,250	\$4,700,000				\$0
Future Ballot				\$5,700,000			
Future Ballot				\$5,700,000			\$0
Unfunded			\$330,000	\$9,225,000			\$2,940,000
Unfunded			\$330,000	\$9,225,000			\$2,940,000
Total	\$26,307,400	\$27,436,600	\$7,240,000	\$16,371,000			\$2,940,000

D = Year being designed; C = Year construction will begin.

For projects planned beyond five years, please refer to the City's Capital Improvement Plan Document.

Funding Source	Current Budget FY 2010	Proposed Budget FY 2011	Requested Budget FY 2012	Priority Needs FY 2013 - FY 2015	Future Cost	D	C
Sewer Current Capital Projects							
Sewer							
1	5th & Walnut Parking Garage Sewer Rplcmnt C43215 [ID: 1199]					2009	2009
2	Bear Creek Bank Stabilization C43185 [ID: 789]					2007	2008
3	Bear Creek Outfall Extension - C43176 [ID: 736]					2007	2008
4	Brandon Road- C43219 [ID: 1239]						2010
5	Cascades Pump Station Upgrade C43193 [ID: 804]					2008	2009
6	Clear Creek Pump Station Upgrade Phase I - C43191 [ID: 744]					2007	2009
7	Cnty House Brnch (SW Outfall) Enlargement C43177 [ID: 737]					2007	2008
8	Fire Station #7 C43201 [ID: 1146]						2008
9	Gans Creek Pump Station C43216 [ID: 803]					2009	2010
10	H-21 B Interceptor - C43188 [ID: 738]					2007	2008
11	Hinkson Creek Siphon Elimination - C43189 [ID: 739]					2007	2010
12	Hinkson Creek Streambank - C43156 [ID: 767]					2009	2010
13	Hunt Avenue-C43218 [ID: 1238]					2009	2010
14	North Grindstone Outfall Ext. Phase III C43214 [ID: 732]					2009	2011
15	North Grindstone Outfall Extension Phase I C43211 [ID: 1111]					2008	2009
16	North Grindstone Outfall Extension Phase II C43205 [ID: 731]					2009	2010
17	PCCE # 6 - S Cntry Club Dr Area C43203 [ID: 1028]					2009	2011
18	PCCE # 7 - Edgewood Ave Area C43204 [ID: 1030]					2009	2011
19	PCCE # 9 - Westwood Addition C43217 [ID: 1194]					2010	2011
20	Ridgeway Cottages [ID: 1319]					2010	2010
21	Sewer District #142 - Anthony Street - C43118 [ID: 772]					2008	2010
22	Sewer District #148 - South Garth Ave- C43171 [ID: 773]					2004	2009
23	Sewer District #154 - C43170 [ID: 776]					2007	2008
24	Sewer District #162 - Valley View & Old 63 -C43200 [ID: 781]					2009	2010
25	Sewer District #163-Ballenger & Aztec Area C43206 [ID: 1013]					2009	2010
26	Sewer District #164 - Manor Drive C43202 [ID: 1014]					2009	2010
27	Sewer District #166 - Wyatt Lane Area C43208 [ID: 1029]					2009	2010
28	Sewer District #167 - Timberhill Road C43209 [ID: 1031]					2009	2010
29	State Route 763 Sewer Relocation - C43190 [ID: 740]					2008	2009
30	STM WWTP Improvement [ID: 1236]					2009	2010
31	Sugar Tree Hills Subdvsn Lagoon Intrcpt C43195 [ID: 1078]					2008	2009
32	University Park Sewer Relocation C43192 [ID: 1076]					2008	2011
33	Upper Hinkson Creek - C43186 [ID: 741]					2006	2008

Sewer Impact of Capital Projects

Annual Private Common Collectors - C43112 [ID: 752]
Will reduce inflow and infiltration which will reduce treatment costs and improve the efficiency of the collection system
B-8 Relief Sewer - Rangeline & Vandiver [ID: 794]
Add \$10,200/yr to operate & maintain sewer
B-9 Relief Sewer - Garth & Vandiver [ID: 795]
Add \$4,000/yr to operate & maintain sewer
Bear Creek Outfall Extension - C43176 [ID: 736]
No impact- increase in maintenance costs for new sewer will be offset by decrease in maintenance costs by eliminating the pump station.
C-5 Trunk Relief Swr-Rock Quarry:Nifong-Zoe [ID: 802]
Add \$2,000/yr to operate & maintain sewer
Cascades Pump Station Upgrade C43193 [ID: 804]
Add \$15,000/yr to operate & maintain pump station

D = Year being designed; C = Year construction will begin.

For projects planned beyond five years, please refer to the City's Capital Improvement Plan Document.

Funding Source	Current Budget FY 2010	Proposed Budget FY 2011	Requested Budget FY 2012	Priority Needs FY 2013 - FY 2015	Future Cost	D	C
Sewer Impact of Capital Projects							
Sewer							
Clear Creek Pump Station Upgrade Phase I - C43191 [ID: 744]							
Add \$10,000/yr for operating larger station							
Cnty House Brnch (SW Outfall) Enlargement C43177 [ID: 737]							
Add \$6,000/yr to operate & maintain sewer							
Cow Branch Outfall [ID: 725]							
Reduce operation cost by \$15,000. Increase in line maintenance cost would be offset by decrease in pump station maintenance cost							
Flat Branch Watershed Relief Sewers [ID: 801]							
Add \$41,000/yr to operate & maintain sewer							
Gans Creek Pump Station C43216 [ID: 803]							
Add \$6,500/yr to operate & maintain pump station							
Gans Creek Pump Station Upgrade [ID: 1196]							
\$35,000 to operate and maintain larger pump station							
H-21 B Interceptor - C43188 [ID: 738]							
\$1,000/yr for tv inspections and cleaning.							
Haystack Acres Pump Station Interceptor [ID: 1304]							
Eliminating the two pump stations will reduce operational cost by \$15,000 per year.							
Hinkson Creek Siphon Elimination - C43189 [ID: 739]							
Project will not increase O/M costs.							
Hominy Branch Outfall Ext:LOW Rd-Mxco Grvl [ID: 727]							
Add \$12,000/yr to maintain and operate sewer							
Hominy Branch Outfall relief Sewer C43210 [ID: 797]							
Add \$11,000/yr to operate & maintain sewer							
Little Bonne Femme Regional Pump Station [ID: 729]							
Add \$100,000/yr to operate and maintain new sewer lines & pump stations							
Lower Bear Crk Outfall Relief:Creasy-Rangeline [ID: 792]							
Add \$7,500/yr to operate & maintain sewer							
Lower Southwest Outfall Relief Sewer [ID: 798]							
Add \$4,000/yr to operate & maintain sewer							
M-2 Interceptor Relief -Merideth Branch Crk [ID: 796]							
Add \$3,000/yr to operate & maintain sewer							
North Grindstone Outfall Ext. Phase III C43214 [ID: 732]							
Add \$10,000 to maintain and operate sewer							
North Grindstone Outfall Extension Phase II C43205 [ID: 731]							
Add \$12,000/yr to maintain and operate sewer							
PCCE # 3 - Stewart & Medavista - C43198 [ID: 780]							
Add \$7,000/yr for tv inspections and cleaning sewer							
Rocky Fort Outfall Sewer [ID: 733]							
Add \$34,000/yr to maintain and operate sewer							
Sewer District #142 - Anthony Street - C43118 [ID: 772]							
\$1,000 per year to operate.							
Sewer District #148 - South Garth Ave- C43171 [ID: 773]							
Add \$1,200/yr for tv inspection and cleaning sewer							
Sewer District #154 - C43170 [ID: 776]							
Add \$7,000/yr for tv inspections and cleaning sewer							
Sewer District #162 - Valley View & Old 63 -C43200 [ID: 781]							
Add \$2,500/yr to tv inspections and sewer cleaning.							
Southwest Trunk #2 Relief Sewer [ID: 799]							
Add \$6,000/yr to operate and maintain sewer							
State Route 763 Sewer Relocation - C43190 [ID: 740]							
No impact							

D = Year being designed; C = Year construction will begin.

For projects planned beyond five years, please refer to the City's Capital Improvement Plan Document.

Funding Source	Current Budget FY 2010	Proposed Budget FY 2011	Requested Budget FY 2012	Priority Needs FY 2013 - FY 2015	Future Cost	
					D	C

Sewer Impact of Capital Projects

Sewer

Upper Bear Crk Outfall Relief:Rangeline-63 [ID: 793]

Add \$12,200/yr to operate and maintain sewer

Upper Hinkson Creek - C43186 [ID: 741]

Add \$8,000/yr to operate and maintain sewer.

Upper Hinkson Creek Outfall Ext. C43213 [ID: 806]

Eliminate a pump station, simplifying maintenance. Additional \$27,810 to maintain and operate sewer.

Upper Southwest Outfall Relief [ID: 800]

Add \$2,000/yr to operate & maintain sewer

Valley View Pump Station Interceptor [ID: 1305]

Project will reduce operational cost by \$15,000 per year.

Woodrail Pump Station Replacement [ID: 1306]

Existing Pump Station was constructed in 1980 and is at the end of its useful life. Existing equipment must be replaced. Project will reduce maintenance costs and improvement system reliability.

WWTP Improvement Project Phase I - C43194 [ID: 791]

Add \$500,000/yr to operate and maintain expanded facility. Will need to add at least (2) employees when the plant opens.

D = Year being designed; C = Year construction will begin.

For projects planned beyond five years, please refer to the City's Capital Improvement Plan Document.

Storm Water

Annual and 5 Year Capital Projects

Funding Source	Current Budget FY 2010	Proposed Budget FY 2011	Requested Budget FY 2012	Priority Needs FY 2013 - FY 2015	Future Cost	D	C
Storm Water							
1 Annual Projects - C49017 [ID: 839]							
Future Ballot			\$190,000	\$570,000			
Total			\$190,000	\$570,000			
2 Grissum Bldg Water Quality Improvements [ID: 1318] 2012 2012							
Future Ballot			\$560,000				
Total			\$560,000				
3 Royal Lytham - Fallwood C49090 [ID: 815] 2010 2012							
Future Ballot			\$80,000				
Total			\$80,000				
4 Stormwater Master Plan [ID: 1039] 2012 2012							
Future Ballot			\$400,000				
Total			\$400,000				
5 Capri Estates Drainage [ID: 828] 2012 2013							
Future Ballot			\$105,000	\$145,000			
Total			\$105,000	\$145,000			
6 English/Subella/Jake Drainage [ID: 829] 2013 2014							
Future Ballot				\$110,000			
Total				\$110,000			
7 Garth @ Oak Tower [ID: 819] 2012 2013							
Future Ballot			\$70,000	\$330,000			
Total			\$70,000	\$330,000			
8 Martinshire Drive [ID: 820] 2012 2013							
Future Ballot			\$25,000	\$75,000			
Total			\$25,000	\$75,000			
9 Peachtree Water Quality Basin [ID: 1247] 2012 2013							
Future Ballot			\$150,000	\$1,350,000			
Total			\$150,000	\$1,350,000			
10 Quail Drive - C49067 [ID: 821] 2012 2013							
Future Ballot			\$135,218	\$555,000			
Total			\$135,218	\$555,000			
11 Rangeline Street Smith Street - C49081 [ID: 814] 2008 2013							
Future Ballot			\$25,000	\$177,226			
Total			\$25,000	\$177,226			
12 Salt Storage Site Improvements [ID: 1320] 2012 2013							
Future Ballot			\$100,000	\$800,000			
Total			\$100,000	\$800,000			
13 Sexton/McBaine Drainage [ID: 825] 2014 2015							
Future Ballot				\$265,500			
Total				\$265,500			

D = Year being designed; C = Year construction will begin.

For projects planned beyond five years, please refer to the City's Capital Improvement Plan Document.

Storm Water

Annual and 5 Year Capital Projects

Funding Source	Current Budget FY 2010	Proposed Budget FY 2011	Requested Budget FY 2012	Priority Needs FY 2013 - FY 2015	Future Cost	D	C
Storm Water							
14 Vandiver/Sylvan Storm Drainage [ID: 826]						2012	2014
Future Ballot			\$490,000	\$1,960,000			
Total			\$490,000	\$1,960,000			
15 Woodland-Northridge Drainage [ID: 838]						2012	2014
Future Ballot			\$25,000	\$190,000			
Total			\$25,000	\$190,000			
16 Braemore Drainage [ID: 817]						2015	2016
Future Ballot				\$20,000	\$155,000		
Total				\$20,000	\$155,000		
17 Bray/Longwell Drainage [ID: 818]						2015	2016
Future Ballot				\$20,000	\$81,000		
Total				\$20,000	\$81,000		
18 Pear Tree Circle Storm Drainage [ID: 834]						2015	2016
Future Ballot				\$30,000	\$140,000		
Total				\$30,000	\$140,000		
19 Sappington Drainage [ID: 823]						2015	2016
Future Ballot				\$25,000	\$120,000		
Total				\$25,000	\$120,000		

Storm Water Funding Source Summary

Future Ballot	\$2,355,218	\$6,622,726	\$496,000
Future Ballot	\$2,355,218	\$6,622,726	\$496,000
Total	\$2,355,218	\$6,622,726	\$496,000

Storm Water Current Capital Projects

1 Brandon Road Culvert - C49068 [ID: 808]	2006	2007
2 Fire Station #7 Drainage [ID: 1225]	2009	2009
3 Fire Station #9 [ID: 1226]	2009	2009
4 Middlebush - C49039 [ID: 812]	2006	2011
5 Mill Creek Drainage Basin Phase II - C49080 [ID: 813]	2006	2007
6 Philips Property Plan Evaluation - C49061 [ID: 859]		2007

Storm Water Impact of Capital Projects

Brandon Road Culvert - C49068 [ID: 808]
Reduction in maintenance. Less labor, materials and equipment costs to repair previously inadequate facilities.
Greenwood-Stewart Phase II C49093 [ID: 810]
Reduction in maintenance. Less labor, materials and equipment costs to repair previously inadequate facilities.
Middlebush - C49039 [ID: 812]
Reduction in maintenance. Less labor, materials and equipment costs to repair previously inadequate facilities.
Mill Creek Drainage Basin Phase II - C49080 [ID: 813]
Reduction in maintenance. Less labor, materials and equipment costs to repair previously inadequate facilities.

D = Year being designed; C = Year construction will begin.

For projects planned beyond five years, please refer to the City's Capital Improvement Plan Document.

Storm Water

Annual and 5 Year Capital Projects

Funding Source	Current Budget FY 2010	Proposed Budget FY 2011	Requested Budget FY 2012	Priority Needs FY 2013 - FY 2015	Future Cost	D	C
----------------	---------------------------	----------------------------	-----------------------------	-------------------------------------	-------------	---	---

Storm Water Impact of Capital Projects

Storm Water

Rangeline Street Smith Street - C49081 [ID: 814]

Reduction in maintenance. Less labor, materials and equipment costs to repair previously inadequate facilities.

Royal Lytham - Fallwood C49090 [ID: 815]

Reduction in maintenance. Less labor, materials and equipment costs to repair previously inadequate facilities.

D = Year being designed; C = Year construction will begin.

For projects planned beyond five years, please refer to the City's Capital Improvement Plan Document.

Solid Waste

Annual and 5 Year Capital Projects

Funding Source	Current Budget FY 2010	Proposed Budget FY 2011	Requested Budget FY 2012	Priority Needs FY 2013 - FY 2015	Future Cost	D	C
Solid Waste							
1 Methane Gas Extraction Wells - C48031 [ID: 883]							2010
Ent Rev	\$200,000		\$250,000				
Total	\$200,000		\$250,000				
2 Container Maintenance Building at the Landfill [ID: 880]							2012 2012
Ent Rev			\$350,000				
Total			\$350,000				
3 Household Hazardous Waste Building [ID: 882]							2012 2012
Ent Rev			\$350,000				
Total			\$350,000				
4 Landfill Cell #5 C48042 [ID: 973]							2010 2011
Ent Rev	\$150,000	\$3,830,000					
Total	\$150,000	\$3,830,000					
5 Parkside Mulch Site Drop-Off [ID: 967]							2012 2012
Ent Rev			\$100,000				
Total			\$100,000				
6 Collection and Administration Relocation-Landfill [ID: 1250]							2013 2013
Ent Rev				\$5,000,000			
Total				\$5,000,000			
7 Material Recovery Facility [ID: 884]							2014 2014
Ent Rev				\$3,886,200			
Total				\$3,886,200			
8 Refuse Bag Storage Building [ID: 885]							2014 2014
Ent Rev				\$200,000			
Total				\$200,000			

Solid Waste Funding Source Summary

Ent Rev	\$350,000	\$3,830,000	\$1,050,000	\$9,086,200	
New Funding	\$350,000	\$3,830,000	\$1,050,000	\$9,086,200	\$0
Total	\$350,000	\$3,830,000	\$1,050,000	\$9,086,200	\$0

Solid Waste Current Capital Projects

1 Add Maint Bays-Landfill Oper Center Bldg C48040 [ID: 879]	2009	2009
2 Landfill Cell #4 - C48038 [ID: 888]	2005	2007
3 Route B Land Acquisition [ID: 1338]	2010	2010

Solid Waste Impact of Capital Projects

Landfill Cell #4 - C48038 [ID: 888]

An additional 0.5 FTE will be needed when the cell reaches 30' of waste for monitoring moisture, gas, pH and stability since it will be operating as a bioreactor. (FY10)

D = Year being designed; C = Year construction will begin.

For projects planned beyond five years, please refer to the City's Capital Improvement Plan Document.

Solid Waste**Annual and 5 Year Capital Projects**

Funding Source	Current Budget FY 2010	Proposed Budget FY 2011	Requested Budget FY 2012	Priority Needs FY 2013 - FY 2015	Future Cost	D	C
Solid Waste Impact of Capital Projects							
Solid Waste							
Methane Gas Extraction Wells - C48031 [ID: 883]							
An additional 0.5 FTE employee to be added to handle increased monitoring of additional wells and bioreactor when that comes along.							

D = Year being designed; C = Year construction will begin.

For projects planned beyond five years, please refer to the City's Capital Improvement Plan Document.

Parking

Annual and 5 Year Capital Projects

Funding Source	Current Budget FY 2010	Proposed Budget FY 2011	Requested Budget FY 2012	Priority Needs FY 2013 - FY 2015	Future Cost	D	C	
Parking								
1	Short St. Parking Garage - C45051 [ID: 971]					2011	2013	
Future Bond				\$11,787,500				
Total				\$11,787,500				

Parking Funding Source Summary

Future Bond	\$11,787,500	
Future Bond	\$11,787,500	\$0
Total	\$11,787,500	\$0

Parking Current Capital Projects

1	10 & Cherry Garage Restoration Repairs C45052 [ID: 1179]	2010	2010
2	5th & Walnut Parking Garage - C45050 [ID: 891]	2008	2009
3	Oil Water Sep 7th & Walnut - C45043 [ID: 897]	2008	2009

Parking Impact of Capital Projects

10 & Cherry Garage Restoration Repairs C45052 [ID: 1179]	10-8-09: There will be some impact to operations once put out to bid and a contractor selected.
5th & Walnut Parking Garage - C45050 [ID: 891]	10-8-09: Now that const. has begun, there has been an impact on operations. The CPD cars from the lot have all had to be relocated etc. Unknown until designed.
Oil Water Sep 7th & Walnut - C45043 [ID: 897]	NA

D = Year being designed; C = Year construction will begin.

For projects planned beyond five years, please refer to the City's Capital Improvement Plan Document.

Transit

Annual and 5 Year Capital Projects

Funding Source	Current Budget FY 2010	Proposed Budget FY 2011	Requested Budget FY 2012	Priority Needs FY 2013 - FY 2015	Future Cost	D	C
Transit							
1 (18) Solar Lighting Systems for Shelters - C47026 [ID: 902]						2006	2009
FTA Grant		\$1,440					
Total		\$1,440					
2 Automated Veh Locator (AVL) system-GPS C47036 [ID: 953]						2009	2010
FTA Grant	\$24,019	\$290,101					
PYA Transp S Tax		\$72,526					
Transp S Tax	\$6,004						
Total	\$30,023	\$362,627					
3 Bus Priority-Traffic Signal System [ID: 1354]						2012	2012
FTA Grant			\$80,000				
Transp S Tax			\$20,000				
Total			\$100,000				
4 One (1) Additional 40' Transit Bus C47033 [ID: 954]						2010	2010
FTA Grant		\$18,465					
PYA Transp S Tax		\$4,616					
Total		\$23,081					
5 Repl. 4 35' Eldorado Buses with 40' buses [ID: 1352]						2011	
FTA Grant		\$1,222,028					
PYA Transp S Tax		\$48,256					
Transp S Tax		\$202,040					
Total		\$1,472,324					
6 Replace 2 40 foot LF Buses; 1851, 1852 [ID: 1197]						2012	2012
FTA Grant			\$755,040				
Transp S Tax			\$188,760				
Total			\$943,800				
7 Rpl. #1967 - 15 Passenger Van [ID: 914]						2012	2012
FTA Grant			\$28,000				
Transp S Tax			\$7,000				
Total			\$35,000				
8 Rpl. (2) Paratransit Vehicles [ID: 1353]						2011	2011
FTA Grant		\$96,861					
PYA Transp S Tax		\$24,215					
Total		\$121,076					
9 Rpl. (6) 35' New Flyer Buses #1892-1897 [ID: 913]						2011	2011
FTA Grant		\$1,794,360					
Transp S Tax		\$448,590					
Total		\$2,242,950					
10 Seal Limestone - exterior facade - Wabash Station [ID: 1243]						2010	2011
Ent Rev		\$7,000					
Total		\$7,000					
11 Feasibility/Env Study: South Park & Ride [ID: 1036]						2014	2014
Transp S Tax				\$60,000			
Total				\$60,000			

D = Year being designed; C = Year construction will begin.

For projects planned beyond five years, please refer to the City's Capital Improvement Plan Document.

Transit

Annual and 5 Year Capital Projects

Funding Source	Current Budget FY 2010	Proposed Budget FY 2011	Requested Budget FY 2012	Priority Needs FY 2013 - FY 2015	Future Cost	D	C
Transit							
12 Lot purchase [ID: 965]					2015	2015	
FTA Grant				\$800,000			
Transp S Tax				\$200,000			
Total				\$1,000,000			
13 Rpl. (7) New Flyer Buses #1885-1891 [ID: 916]					2013	2013	
FTA Grant				\$2,741,739			
Transp S Tax				\$561,561			
Total				\$3,303,300			

Transit Funding Source Summary

Ent Rev		\$7,000				
FTA Grant	\$24,019	\$3,423,255	\$863,040	\$3,541,739		
Transp S Tax	\$6,004	\$650,630	\$215,760	\$821,561		
New Funding	\$30,023	\$4,080,885	\$1,078,800	\$4,363,300	\$0	
PYA Transp S Tax		\$149,613				
Prior Year Funding		\$149,613			\$0	
Total	\$30,023	\$4,230,498	\$1,078,800	\$4,363,300	\$0	

Transit Current Capital Projects

1	(7)Solar Hldrs w/Sec Lght for bnch shlters C47028 [ID: 904]				2007	2009
2	Bench & Shelter-Derby Ridge/Smiley C47032 [ID: 905]				2006	2009
3	Benches and Shelters - C47029 [ID: 906]				2009	2009
4	GFI Farebox Upg. Repl. Elctrnc Motherboards C47018 [ID: 907]				2010	2010
5	Purchase 2 40Ft & 1 35Ft Transit Buses [ID: 1337]				2010	2010
6	Repl. 5 35' Eldorado Buses C47035 [ID: 1334]				2008	2008
7	Replace (4) Paratransit Vehicles - C47030 [ID: 908]				2009	2010
8	Rpl #1968 Bluebird Bus C47037 [ID: 969]				2009	2009
9	Rpl. #374 & #375 40' Transit Buses C47034 [ID: 909]				2010	2009
10	Rpl. (2) Paratransit Vans #1937 & 1938 C47038 [ID: 911]				2009	2009
11	Rpl. (2) Paratransit Vehicles C47039 [ID: 912]				2010	2010
12	Stimulus - 15 Software Licenses C4702J [ID: 1171]				2010	2010
13	Stimulus Shelters and Benches C4703J [ID: 1168]				2009	2010
14	STM 5 40' Replace Buses [ID: 910]					2010
15	Transit Vehicle Storage Facility Study C47031 [ID: 966]				2010	2012
16	Two Expansion Paratransit Vans [ID: 1347]					2010

Transit Impact of Capital Projects

(18) Solar Lighting Systems for Shelters - C47026 [ID: 902]	None
(7)Solar Hldrs w/Sec Lght for bnch shlters C47028 [ID: 904]	None

D = Year being designed; C = Year construction will begin.

For projects planned beyond five years, please refer to the City's Capital Improvement Plan Document.

Funding Source	Current Budget FY 2010	Proposed Budget FY 2011	Requested Budget FY 2012	Priority Needs FY 2013 - FY 2015	Future Cost	D	C
----------------	---------------------------	----------------------------	-----------------------------	-------------------------------------	-------------	---	---

Transit Impact of Capital Projects

Transit

Automated Veh Locator (AVL) system-GPS C47036 [ID: 953] \$4,200/yr.							
Bench & Shelter-Derby Ridge/Smiley C47032 [ID: 905] \$2,500 Annually for maintenance and upkeep.							
Benches and Shelters - C47029 [ID: 906] \$2,500 Annually for maintenance and upkeep.							
GFI Farebox Upg. Repl. Electrnc Motherboards C47018 [ID: 907] \$10,000 Annually for maintenance and cleaning							
Replace (4) Paratransit Vehicles - C47030 [ID: 908] \$14,750 - Annual per vehicle fuel and maintenance							
Rpl. #1967 - 15 Passenger Van [ID: 914] \$8,000 Annually for fuel and maintenance per vehicle.							
Rpl. #374 & #375 40' Transit Buses C47034 [ID: 909] \$31,350 Annually for fuel and maintenance per vehicle.							
Rpl. (2) Paratransit Vans #1937 & 1938 C47038 [ID: 911] \$31,350 Annually for fuel and maintenance per vehicle. Compressed Natural Gas (CNG): (approx) \$82,500/van. Additional costs to install a special fueling station for CNG based on industry standards are in excess of 1 million dollars, other expenses are incurred to modify vehicle storage facilities to meet facility venting and heating changes, compressor stations etc. Also based on industry standards							
Rpl. (2) Paratransit Vehicles C47039 [ID: 912] \$14,750 - Annual per vehicle fuel and maintenance							
Rpl. (6) 35' New Flyer Buses #1892-1897 [ID: 913] \$31,350 Annually for fuel and maintenance per vehicle.							
Rpl. (7) New Flyer Buses #1885-1891 [ID: 916] \$31,350 Annually for fuel and maintenance per vehicle.							
Stimulus Shelters and Benches C4703J [ID: 1168] \$2,500 annually for maintenance and upkeep.							

D = Year being designed; C = Year construction will begin.

For projects planned beyond five years, please refer to the City's Capital Improvement Plan Document.

Airport

Annual and 5 Year Capital Projects

Funding Source	Current Budget FY 2010	Proposed Budget FY 2011	Requested Budget FY 2012	Priority Needs FY 2013 - FY 2015	Future Cost	D	C
Airport							
1 Annual General Improvements - C44008 [ID: 944]							
Transp S Tax	\$50,000	\$50,000	\$50,000	\$50,000			
Total	\$50,000	\$50,000	\$50,000	\$50,000			
2 CMA Hangar Improvements [ID: 1343]							
Ent Rev		\$30,000	\$30,000	\$90,000	\$120,000	2011	2018
Total		\$30,000	\$30,000	\$90,000	\$120,000		
3 Air Traffic Control Tower Road Imprvmnts [ID: 959]							
Transp S Tax		\$40,000				2011	2011
Total		\$40,000					
4 Airport Exhibit 'A' Update [ID: 1255]							
FAA Grant		\$57,000				2011	2011
Transp S Tax		\$3,000					
Total		\$60,000					
5 Airport Maintenance Shop Expansion [ID: 964]							
Transp S Tax			\$85,000			2012	2012
Total			\$85,000				
6 Construct Rehab of Crosswind RW & TW 'B" [ID: 1262]							
FAA Grant			\$7,014,800			2011	2012
Transp S Tax			\$369,200				
Total			\$7,384,000				
7 Design Rehab of Crosswind Runway, TW 'B' & Int. [ID: 1257]							
FAA Grant			\$472,340			2011	2012
Transp S Tax			\$24,860				
Total			\$497,200				
8 General Aviation Apron & Taxi parking C44081 [ID: 970]							
Transp S Tax		\$40,000				2007	2011
Total		\$40,000					
9 Realign Route H for RW Expansion-95% FAA C44090 [ID: 1184]							
FAA Grant	\$254,923		\$2,581,099			2010	2012
Transp S Tax	\$13,417		\$135,847				
Total	\$268,340		\$2,716,946				
10 Runway 2-20 Intersections Reconstruction 95%FAA [ID: 960]							
FAA Grant			\$3,790,500			2012	2012
Transp S Tax			\$199,500				
Total			\$3,990,000				
11 SRE Equipment: Runway Tow Broom [ID: 1261]							
FAA Grant			\$156,750			2012	2012
Transp S Tax			\$8,250				
Total			\$165,000				
12 SRE Equipment: Runway Tow Broom & Tow De-icer [ID: 1256]							
FAA Grant		\$222,775				2011	2011
Transp S Tax		\$11,725					
Total		\$234,500					

D = Year being designed; C = Year construction will begin.

For projects planned beyond five years, please refer to the City's Capital Improvement Plan Document.

Airport

Annual and 5 Year Capital Projects

Funding Source	Current Budget FY 2010	Proposed Budget FY 2011	Requested Budget FY 2012	Priority Needs FY 2013 - FY 2015	Future Cost	D	C
Airport							
13 Upgrade Crosswind Runway 13-31: 95% FAA C44092 [ID: 940]						2010	2012
FAA Grant	\$926,250		\$13,395,000				
Transp S Tax	\$48,750		\$705,000				
Total	\$975,000		\$14,100,000				
14 Design Extension of Crosswind RW & Parallel TW [ID: 1259]						2011	2013
FAA Grant		\$474,430		\$7,045,200			
Transp S Tax		\$24,970		\$370,800			
Total		\$499,400		\$7,416,000			
15 Design of Runway 2/20 Pavement Sections [ID: 1260]						2012	2014
FAA Grant			\$209,000				
Transp S Tax			\$11,000				
Total			\$220,000				
16 Extension of Runway 13-31 - C44076 [ID: 949]						2011	2013
FAA Grant				\$12,882,000			
Transp S Tax				\$678,000			
Total				\$13,560,000			
17 Land Acquisition-Phase I - 95% elig(FAA) [ID: 935]						2013	2013
FAA Grant			\$470,250				
Transp S Tax			\$24,750				
Total			\$495,000				
18 Runway 13-31 Reconstruct/Extension - 95%FAA [ID: 958]						2014	2015
FAA Grant				\$332,500			
Transp S Tax				\$17,500			
Total				\$350,000			
19 T-Hangar Apron, Taxiway, Access Rd [ID: 943]						2013	2014
FAA Grant				\$962,250			
Transp S Tax				\$48,750			
Total				\$1,011,000			
20 Terminal Building Renovation Study (Prelim)-C44066 [ID: 938]						2014	2014
FAA Grant				\$285,000			
Transp S Tax				\$15,000			
Total				\$300,000			
21 Terminal Renovation Prelim Design 95%FAA C44066 [ID: 939]						2014	2014
FAA Grant				\$332,500			
Transp S Tax				\$17,500			
Total				\$350,000			
22 ARFF Relocation - 95% eligible (FAA) [ID: 933]						2015	2016
FAA Grant				\$1,158,525			
Transp S Tax				\$60,975			
Total				\$1,219,500			
23 Parking Expansion [ID: 941]						2015	2016
Transp S Tax				\$207,933			
Total				\$207,933			

D = Year being designed; C = Year construction will begin.

For projects planned beyond five years, please refer to the City's Capital Improvement Plan Document.

Airport

Annual and 5 Year Capital Projects

Funding Source	Current Budget FY 2010	Proposed Budget FY 2011	Requested Budget FY 2012	Priority Needs FY 2013 - FY 2015	Future Cost	D	C
Airport							
24 Passenger Terminal Upgrade [ID: 942]					2015	2016	
FAA Grant				\$4,750,000			
Transp S Tax				\$250,000			
Total				\$5,000,000			

Airport Funding Source Summary

Ent Rev		\$30,000	\$30,000	\$90,000	\$120,000
FAA Grant	\$1,181,173	\$754,205	\$28,089,739	\$27,747,975	
Transp S Tax	\$112,167	\$169,695	\$1,613,407	\$1,716,458	
New Funding	\$1,293,340	\$953,900	\$29,733,146	\$29,554,433	\$120,000
Total	\$1,293,340	\$953,900	\$29,733,146	\$29,554,433	\$120,000

Airport Current Capital Projects

1	Airport Landside Pavemnt Imprvmnts [ID: 963]				2010	2010
2	Cargo Apron w/Taxiway 95% FAA - C44067 [ID: 934]				2015	2016
3	CMA FBO Hangar Roof Replacement - C44079 [ID: 930]				2006	2007
4	Env Assessment - 95% FAA - C44070 [ID: 945]				2010	2010
5	Front Sidewalk Replacement C44084 [ID: 1118]				2009	2009
6	Land Purch W Side of Rwy 2-20 - 95% FAA C44075 [ID: 947]				2008	2008
7	Main terminal roof replacement - Phase II C44088 [ID: 962]				2010	2011
8	Masonry Restoration for Main Terminal & CMA C44085 [ID: 1119]				2009	2009
9	Master Plan Update - 95% eligible (FAA) C44082 [ID: 961]				2008	2009
10	Rehab Comm Aircraft Parking Apron 95% FAA C44080 [ID: 932]				2008	2008
11	Replace Primary Airline Counter C44087 [ID: 1120]				2009	2009
12	Roof Replacement - Main Terminal C44088 [ID: 1117]				2009	2009
13	SRE High Speed Broom - 95% FAA C44091 [ID: 1183]				2010	2010
14	Underground Storage Tank - C44083 [ID: 1150]				2008	2008

Airport Impact of Capital Projects

CMA FBO Hangar Roof Replacement - C44079 [ID: 930]
N/A
Construct Rehab of Crosswind RW & TW 'B' [ID: 1262]
Necessary due to condition of pavement

D = Year being designed; C = Year construction will begin.

For projects planned beyond five years, please refer to the City's Capital Improvement Plan Document.